

**ACTIVE**

# BlackRock Global Unconstrained Equity Fund

## Class D U.S. Dollar

### BlackRock Funds I ICAV

**BlackRock****September 2024****Performance, Portfolio Breakdowns and Net Assets information as at: 30-Sep-2024. All other data as at 08-Oct-2024.****This document is marketing material.** For Investors in Luxembourg. Investors should read the KIID/PRIIPs document and prospectus prior to investing, and should refer to the prospectus for the funds full list of risks.

#### FUND OVERVIEW

- The Fund aims to provide a return on your investment (generated through an increase in the value of the assets held by the Fund) over the long-term (5 years or more).
- The Fund invests at least 80% of its assets in equity securities (e.g. shares) and equity-related securities of companies domiciled in, or whose main business is in, global developed markets. The Fund may also invest in other equity securities and equity-related securities and other asset classes.
- The Investment Manager (IM) uses fundamental, company specific research to identify and select securities that, in its opinion, have the potential to produce attractive long-term growth. The Fund's portfolio is expected to be concentrated (i.e. a less diverse portfolio).


#### RISK INDICATOR

##### Lower Risk

Potentially Lower Rewards

##### Higher Risk

Potentially Higher Rewards

**CAPITAL AT RISK:** The value of investments and the income from them can fall as well as rise and are not guaranteed. Investors may not get back the amount originally invested.

#### KEY RISKS:

- Investment risk is concentrated in specific sectors, countries, currencies or companies. This means the Fund is more sensitive to any localised economic, market, political, sustainability-related or regulatory events.
- The value of equities and equity-related securities can be affected by daily stock market movements. Other influential factors include political, economic news, company earnings and significant corporate events.
- The Fund seeks to exclude companies engaging in certain activities inconsistent with ESG criteria. Such ESG screening may reduce the potential investment universe and this may adversely affect the value of the Fund's investments compared to a fund without such screening
- Counterparty Risk: The insolvency of any institutions providing services such as safekeeping of assets or acting as counterparty to derivatives or other instruments, may expose the Fund to financial loss.

#### RATINGS



#### KEY FACTS

**Target<sup>††</sup>:** MSCI World Net TR Index**Asset Class:** Equity**Fund Launch Date:** 21-Jan-2020**Share Class Launch Date:** 21-Jan-2020**Share Class Currency:** USD**Use of Income:** Accumulating**Net Assets of Fund (M):** 2.558,11 USD**Morningstar Category:** Global Large-Cap Growth Equity**SFDR Classification:** Article 8**Domicile:** Ireland**ISIN:** IE00BK70NJ20**Management Company:** BlackRock Asset Management Ireland Limited**Analyst-Driven %<sup>1</sup>:** 100,00%**Data Coverage %<sup>1</sup>:** 100,00%

#### FEES AND CHARGES

**Annual Management Fee:** 0,95%**Ongoing Charge:** 0,95%**Performance Fee:** 0,00%

#### DEALING INFORMATION

**Dealing Frequency:** Daily, forward pricing basis**Minimum Initial Investment:** 5.000 USD \***Settlement:** Trade Date + 3 days

\* or currency equivalent

#### PORTFOLIO CHARACTERISTICS

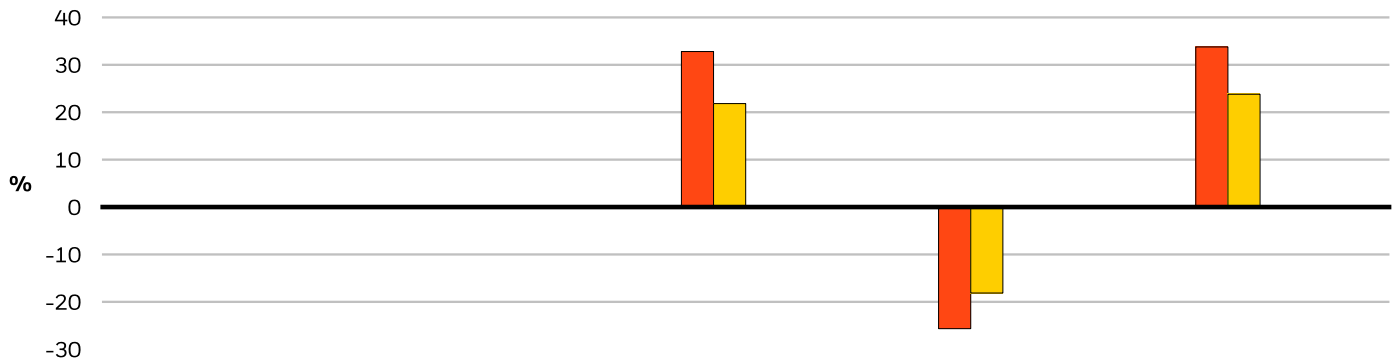
**Price to Book Ratio:** 9,47x**Price to Earnings Ratio:** 43,13x**Standard Deviation (3y):** 20,72**3y Beta:** 1,09**Number of Holdings:** 21

#### PORTFOLIO MANAGER(S)

Alister Hibbert

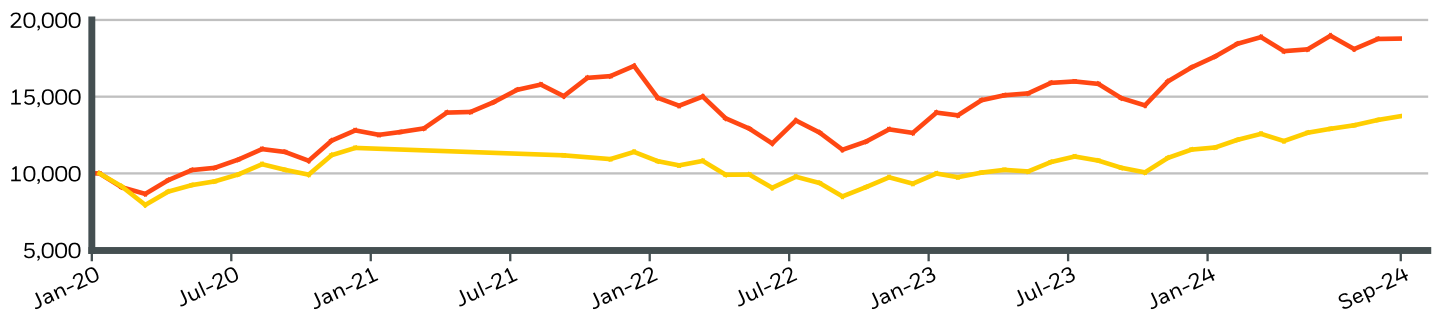
Michael Constantis

**CALENDAR YEAR PERFORMANCE**



|                            | 2019 | 2020 | 2021  | 2022   | 2023  |
|----------------------------|------|------|-------|--------|-------|
| <b>Share Class</b>         | -    | -    | 32,80 | -25,66 | 33,77 |
| <b>Target<sup>††</sup></b> | -    | -    | 21,82 | -18,14 | 23,79 |

**GROWTH OF HYPOTHETICAL 10,000 USD SINCE INCEPTION**



**CUMULATIVE & ANNUALISED PERFORMANCE**

|                            | CUMULATIVE (%) |       |       |       |       | ANNUALISED (% p.a.) |    |                 |
|----------------------------|----------------|-------|-------|-------|-------|---------------------|----|-----------------|
|                            | 1m             | 3m    | 6m    | YTD   | 1y    | 3y                  | 5y | Since Inception |
| <b>Share Class</b>         | 0,13           | -0,98 | -0,51 | 11,11 | 26,00 | 7,71                | -  | 13,77           |
| <b>Target<sup>††</sup></b> | 1,83           | 6,36  | 9,16  | 18,86 | 32,43 | 9,08                | -  | 11,46           |

The figures shown relate to past performance. Past performance is not a reliable indicator of current or future performance and should not be the sole factor of consideration when selecting a product or strategy. Share Class and Benchmark performance displayed in USD, hedged share class benchmark performance is displayed in USD. Performance is shown on a Net Asset Value (NAV) basis, with gross income reinvested where applicable. The return of your investment may increase or decrease as a result of currency fluctuations if your investment is made in a currency other than that used in the past performance calculation. **Source:** BlackRock

**Share Class** BlackRock Global Unconstrained Equity Fund Class D U.S. Dollar  
**Target<sup>††</sup>** MSCI World Net TR Index

**Contact Us**

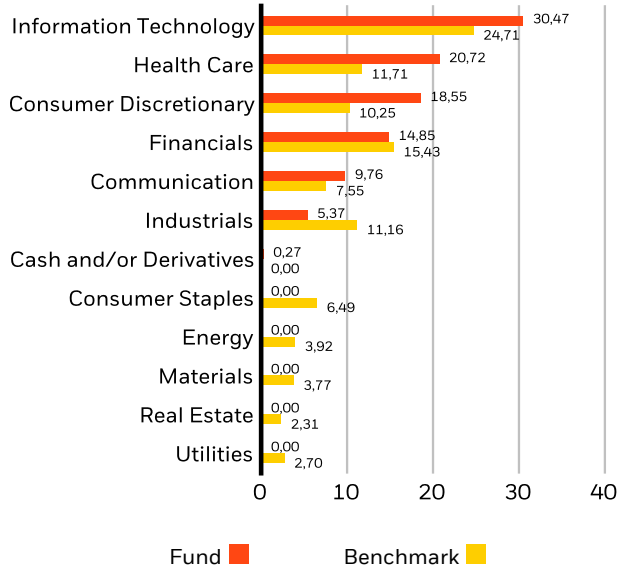
For EMEA: +353 1 612 3394 • [www.blackrock.com](http://www.blackrock.com) • [investor.services@blackrock.com](mailto:investor.services@blackrock.com)

**TOP 10 HOLDINGS (%)**

|                                     |               |
|-------------------------------------|---------------|
| MICROSOFT CORPORATION               | 9,70%         |
| NOVO NORDISK A/S                    | 8,42%         |
| ASML HOLDING NV                     | 7,89%         |
| S&P GLOBAL INC                      | 5,60%         |
| META PLATFORMS INC                  | 5,27%         |
| THERMO FISHER SCIENTIFIC INC        | 4,93%         |
| MASTERCARD INC                      | 4,74%         |
| CADENCE DESIGN SYSTEMS INC          | 4,72%         |
| LVMH MOET HENNESSY LOUIS VUITTON SE | 4,66%         |
| VISA INC                            | 4,51%         |
| <b>Total of Portfolio</b>           | <b>60,44%</b> |

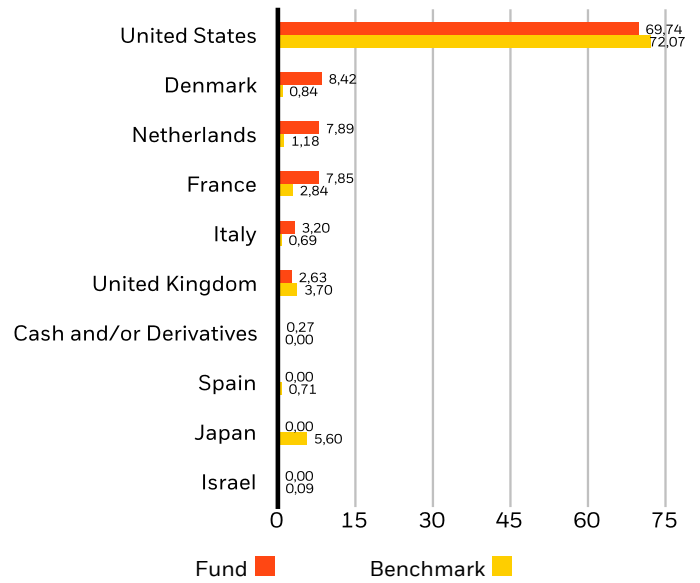
Holdings subject to change

**SECTOR BREAKDOWN (%)**



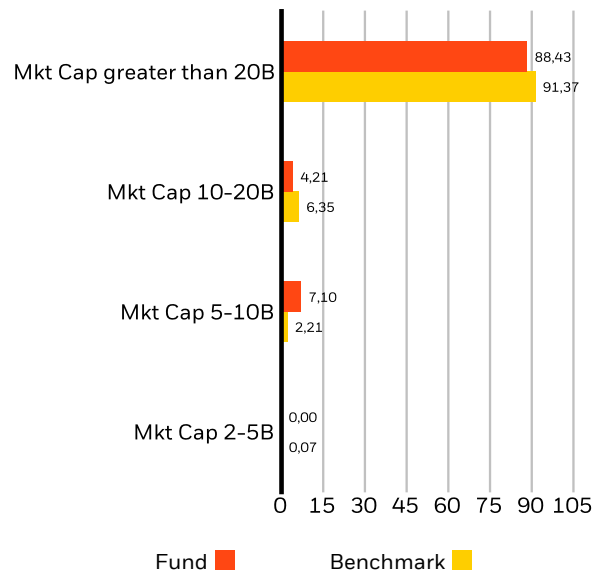
Allocations are subject to change. Source: BlackRock

**GEOGRAPHIC BREAKDOWN (%)**



Allocations are subject to change. Source: BlackRock

**MARKET CAPITALISATION (%)**



Allocations are subject to change. Source: BlackRock

**Contact Us**

For EMEA: +353 1 612 3394 • [www.blackrock.com](http://www.blackrock.com) • [investor.services@blackrock.com](mailto:investor.services@blackrock.com)

### SUSTAINABILITY CHARACTERISTICS

Sustainability Characteristics can help investors integrate non-financial, sustainability considerations into their investment process. These metrics enable investors to evaluate funds based on their environmental, social, and governance (ESG) risks and opportunities. This analysis can provide insight into the effective management and long-term financial prospects of a fund.

The metrics below have been provided for transparency and informational purposes only. The existence of an ESG rating is not indicative of how or whether ESG factors will be integrated into a fund. The metrics are based on MSCI ESG Fund Ratings and, unless otherwise stated in fund documentation and included within a fund's investment objective, do not change a fund's investment objective or constrain the fund's investable universe, and there is no indication that an ESG or Impact focused investment strategy or exclusionary screens will be adopted by a fund. For more information regarding a fund's investment strategy, please see the fund's prospectus.

|  |        |   |               |
|--|--------|---|---------------|
| <b>MSCI ESG % Coverage</b>                               | 99,98% | <b>MSCI ESG Fund Rating (AAA-CCC)</b>                               | AA            |
| <b>MSCI ESG Quality Score - Peer Percentile</b>          | 62,23% | <b>MSCI ESG Quality Score (0-10)</b>                                | 7,23          |
| <b>Funds in Peer Group</b>                               | 5.658  | <b>Fund Lipper Global Classification</b>                            | Equity Global |
| <b>MSCI Weighted Average Carbon Intensity % Coverage</b> | 98,98% | <b>MSCI Weighted Average Carbon Intensity (Tons CO2E/\$M SALES)</b> | 9,48          |

All data is from MSCI ESG Fund Ratings as of **21-Sep-2024**, based on holdings as of **31-May-2024**. As such, the fund's sustainable characteristics may differ from MSCI ESG Fund Ratings from time to time.

To be included in MSCI ESG Fund Ratings, 65% (or 50% for bond funds and money market funds) of the fund's gross weight must come from securities with ESG coverage by MSCI ESG Research (certain cash positions and other asset types deemed not relevant for ESG analysis by MSCI are removed prior to calculating a fund's gross weight; the absolute values of short positions are included but treated as uncovered), the fund's holdings date must be less than one year old, and the fund must have at least ten securities.

#### IMPORTANT INFORMATION:

Certain information contained herein (the "Information") has been provided by MSCI ESG Research LLC, a RIA under the Investment Advisers Act of 1940, and may include data from its affiliates (including MSCI Inc. and its subsidiaries ("MSCI")), or third party suppliers (each an "Information Provider"), and it may not be reproduced or disseminated in whole or in part without prior written permission. The Information has not been submitted to, nor received approval from, the US SEC or any other regulatory body. The Information may not be used to create any derivative works, or in connection with, nor does it constitute, an offer to buy or sell, or a promotion or recommendation of, any security, financial instrument or product or trading strategy, nor should it be taken as an indication or guarantee of any future performance, analysis, forecast or prediction. Some funds may be based on or linked to MSCI indexes, and MSCI may be compensated based on the fund's assets under management or other measures. MSCI has established an information barrier between equity index research and certain Information. None of the Information in and of itself can be used to determine which securities to buy or sell or when to buy or sell them. The Information is provided "as is" and the user of the Information assumes the entire risk of any use it may make or permit to be made of the Information. Neither MSCI ESG Research nor any Information Party makes any representations or express or implied warranties (which are expressly disclaimed), nor shall they incur liability for any errors or omissions in the Information, or for any damages related thereto. The foregoing shall not exclude or limit any liability that may not by applicable law be excluded or limited.

#### Contact Us

For EMEA: +353 1 612 3394 • [www.blackrock.com](http://www.blackrock.com) • [investor.services@blackrock.com](mailto:investor.services@blackrock.com)

### GLOSSARY

**SFDR Classification: Article 8:** Products that promote environmental or social characteristics and promote good governance practices.

**Article 9:** Products that have sustainable investments as an objective and follow good governance practices. **Other:** Products that do not meet the criteria to be classified as Article 8 or 9.

**Funds in Peer Group:** The number of funds from the relevant Lipper Global Classification peer group that are also in ESG coverage.

**MSCI ESG Fund Rating (AAA-CCC):** The MSCI ESG Rating is calculated as a direct mapping of ESG Quality Scores to letter rating categories (e.g. AAA = 8.6-10). The ESG Ratings range from leader (AAA, AA), average (A, BBB, BB) to laggard (B, CCC).

**MSCI ESG Quality Score - Peer Percentile:** The fund's ESG Percentile compared to its Lipper peer group.

**MSCI Weighted Average Carbon Intensity % Coverage:** Percentage of the fund's holdings for which MSCI Carbon Intensity data is available. The MSCI Weighted Average Carbon Intensity metric is displayed for funds with any coverage. Funds with low coverage may not fully represent the fund's carbon characteristics given the lack of coverage.

**Price to Earnings:** A valuation ratio of a company's current share price compared to its per-share earnings in the current forecast year, calculated as current share price divided by current earnings per share.

**MSCI ESG % Coverage:** Percentage of the fund's holdings for which the MSCI ESG ratings data is available. The MSCI ESG Fund Rating, MSCI ESG Quality Score, and MSCI ESG Quality Score - Peer Percentile metrics are displayed for funds with at least 65% coverage.

**Fund Lipper Global Classification:** The fund peer group as defined by the Lipper Global Classification.

**MSCI ESG Quality Score (0-10):** The MSCI ESG Quality Score (0 - 10) for funds is calculated using the weighted average of the ESG scores of fund holdings. The Score also considers ESG Rating trend of holdings and the fund exposure to holdings in the laggard category. MSCI rates underlying holdings according to their exposure to industry specific ESG risks and their ability to manage those risks relative to peers.

**MSCI Weighted Average Carbon Intensity (Tons CO2E/\$M SALES):** Measures a fund's exposure to carbon intensive companies. This figure represents the estimated greenhouse gas emissions per \$1 million in sales across the fund's holdings. This allows for comparisons between funds of different sizes.

**Price to Book Ratio:** represents the ratio of the current closing price of the share to the latest quarter's book value per share.

### IMPORTANT INFORMATION:

'Negative weightings may result from specific circumstances (including timing differences between trade and settlement dates of securities purchased by the funds) and/or the use of certain financial instruments, including derivatives, which may be used to gain or reduce market exposure and/or risk management. Allocations are subject to change

The Morningstar Medalist Rating™ is the summary expression of Morningstar's forward-looking analysis of investment strategies using a rating scale of Gold, Silver, Bronze, Neutral, and Negative. The ratings indicate which investments Morningstar believes are likely to outperform a relevant index or peer group average on a risk-adjusted basis over time. Analysts assign three pillar ratings (People, Parent and Process) based on their qualitative assessment, subject to the oversight of the Analyst Rating Committee, and monitor and reevaluate them at least every 14 months. For more detailed information about these ratings and methodology, please go to [global.morningstar.com/managerdisclosures](http://global.morningstar.com/managerdisclosures). The ratings are not statements of fact, nor credit or risk ratings. The rating (i) should not be used as the sole basis in evaluating an investment product, (ii) involves unknown risks which may cause expectations not to occur or to differ from what was expected, (iii) are not guaranteed to be based on complete or accurate assumptions, (iv) involve the risk that the return target will not be met due to unforeseen changes in management, technology, economic development, interest rate development, operating and/or material costs, competitive pressure, supervisory law, exchange and tax rates, and/or changes in political and social conditions, and (v) should not be considered an offer or solicitation to buy or sell the investment product.

**In the European Economic Area (EEA):** this is issued by BlackRock (Netherlands) B.V., authorised and regulated by the Netherlands Authority for the Financial Markets. Registered office Amstelplein 1, 1096 HA, Amsterdam, Tel: 020 – 549 5200, Tel: 31-20-549-5200. Trade Register No. 17068311 For your protection telephone calls are usually recorded.

**BlackRock Funds I ICAV:** This document is marketing material. The (name of sub fund) is a sub fund of the BlackRock Funds I ICAV (the 'Fund'). The Fund is structured as a unit trust organised under the laws of Ireland and authorised by the Central Bank of Ireland as UCITS for the purposes of UCITS Regulations. Investment in the sub-fund(s) is only open to 'Qualified Holders', as defined in the relevant Fund Prospectus. In the UK any decision to invest must be based solely on the information contained in the Company's Prospectus, Key Investor Information Document (KIID) and the latest half-yearly report and unaudited accounts and/or annual report and audited accounts, and in EEA and Switzerland any decision to invest must be based solely on the information contained in the Company's Prospectus, the most recent financial reports and the Packaged Retail and Insurance-based Investment Products Key Information Document (PRIIPs KID) and the latest half-yearly report and unaudited accounts and/or annual report and audited accounts which are available in registered jurisdictions and local language where they are registered, these can be found at [www.blackrock.com](http://www.blackrock.com) on the relevant product pages. Investors should understand all characteristics of the funds objective before investing. Prospectuses, Key Investor Information Documents, PRIIPs KID and application forms may not be available to investors in certain jurisdictions where the Fund in question has not been authorised. BlackRock may terminate marketing at any time. For information on investor rights and how to raise complaints please go to <https://www.blackrock.com/corporate/compliance/investor-right> available in local language in registered jurisdictions.

Any research in this document has been procured and may have been acted on by BlackRock for its own purpose. The results of such research are being made available only incidentally. The views expressed do not constitute investment or any other advice and are subject to change. They do not necessarily reflect the views of any company in the BlackRock Group or any part thereof and no assurances are made as to their accuracy.

This document is for information purposes only and does not constitute an offer or invitation to anyone to invest in any BlackRock funds and has not been prepared in connection with any such offer.

© 2024 BlackRock, Inc. All Rights reserved. BLACKROCK, BLACKROCK SOLUTIONS and iSHARES are trademarks of BlackRock, Inc. or its subsidiaries in the United States and elsewhere. All other trademarks are those of their respective owners.

### Contact Us

For EMEA: +353 1 612 3394 • [www.blackrock.com](http://www.blackrock.com) • [investor.services@blackrock.com](mailto:investor.services@blackrock.com)