

Diversified Income Fund

INSTITUTIONAL CLASS ACCUMULATION AND INCOME SHARES

Fund Description

The investment objective of the Fund is to seek to maximise total return, consistent with prudent investment management.

The Diversified Income Fund provides efficient access to broad global credit market exposure by investing primarily in a diversified pool of corporate and emerging market fixed income securities of varying maturities. The Fund holds both non-US dollar denominated fixed income securities and non-US dollar currency positions.

This Fund offers a potentially higher yielding alternative to core fixed income portfolios and low correlation to US, Japanese and German government interest rates.

The Fund may use or invest in financial derivatives.

The fund benefits from a diversified approach to macroeconomic views on credit trends, interest rates, duration, currencies and curve positioning.

ABOUT THE BENCHMARK

The Bloomberg Global Aggregate Credit ex Emerging Markets (USD Hedged) provides a broad-based measure of the global developed markets investment-grade fixed income markets. The ICE BofAML BB-B Rated Developed Markets High Yield Constrained Index (USD Hedged) tracks the performance of below investment grade bonds of corporate issuers domiciled in developed market countries rated BB1 through B3, based on an average of Moody's, S&P and Fitch. Qualifying bonds are capitalization-weighted provided the total allocation to an individual issuer (defined by Bloomberg tickers) does not exceed 2%. Issuers that exceed the limit are reduced to 2% and the face value of each of their bonds is adjusted on a pro-rata basis. Similarly, the face value of bonds of all other issuers that fall below the 2% cap are increased on a pro-rata basis. The index is rebalanced on the last calendar day of the month. The JPMorgan EMBI Global (USD Hedged) tracks total returns for U.S. dollar-denominated debt instruments issued by emerging market sovereign and quasi-sovereign entities, Brady bonds, loans, Eurobonds and local market instruments. It is not possible to invest in an unmanaged index.

Unless otherwise stated in the prospectus, the Fund is not managed against a particular benchmark or index, and any reference to a particular benchmark or index in this factsheet is made solely for risk or performance comparison purposes.

Key Facts

	Accumulation	Income
Bloomberg Ticker	PGDIFIA	PIMDIFI
ISIN	IE00B0C18065	IE00B138GV00
Sedol	B0C1806	B138GV0
CUSIP	G7096X662	G7098B114
Valoren	2287647	2812076
WKN	A0J2S2	A0Q89F
Inception Date	30/06/2005	08/09/2008
Distribution	-	Quarterly ¹
Unified Management Fee	0.69% p.a.	0.69% p.a.
Fund Type	UCITS	
Portfolio Manager	Sonali Pier, Alfred Murata, Charles Watford, Regina Borromeo, Daniel J. Ivascyn	
Total Net Assets	7.4 (USD in Billions)	
Fund Base Currency	USD	
Share Class Currency	USD	

Fund Statistics

Effective Duration (yrs)	5.06
Benchmark Duration (yrs)	5.23
Current Yield (%) [⊕]	5.62
Estimated Yield to Maturity (%) [⊕]	7.47
Annualised Distribution Yield (%) [†]	4.92
Average Coupon (%)	4.94
Effective Maturity (yrs)	9.24
Average Credit Quality	A

¹This share class aims to pay dividend on a Quarterly basis. The dividend amount or dividend rate/yield is not guaranteed.

MANAGER

PIMCO Global Advisors (Ireland) Limited

INVESTMENT ADVISOR

Pacific Investment Management Company LLC

For questions regarding the PIMCO Funds: Global Investors Series plc, please call +65 6826 7589.

Visit our website for a full menu of products and services at pimco.com.sg

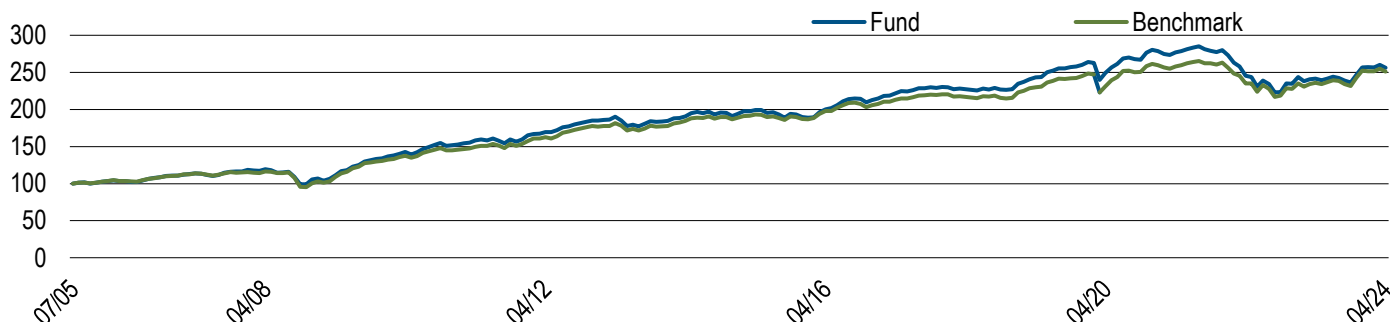


Chart shows performance from the first month-end, rebased to 100, for the Institutional Acc USD class. **Past Performance is not a guarantee or reliable indicator of future results and no guarantee is being made that similar returns will be achieved in the future.**

Performance (Net of Fees)	1 Mo.	3 Mos.	6 Mos.	1 Yr.	3 Yrs.	5 Yrs.	10 Yrs.	SI
Institutional, Acc (%) ¹	-1.49	-0.19	8.52	6.15	-2.55	1.07	3.01	5.14
Net of 5% Preliminary Charge ²	-6.40	-5.20	3.09	0.82	-4.20	0.04	2.48	4.86
Institutional, Inc (%) ¹	-1.52	-0.23	8.48	6.13	-2.56	1.07	3.01	5.15
Net of 5% Preliminary Charge ²	-6.42	-5.20	3.02	0.80	-4.22	0.03	2.49	4.80
Benchmark (%)	-1.49	-0.20	8.35	6.39	-0.91	1.76	3.13	—

Past Performance is not a guarantee or reliable indicator of future results and no guarantee is being made that similar returns will be achieved in the future.

Calendar Year (Net of Fees)	2014	2015	2016	2017	2018	2019	2020	2021	2022	2023	YTD
Institutional, Acc (%) ¹	4.02	-0.63	11.98	8.40	-1.26	14.34	7.86	-0.11	-16.30	9.48	-0.12
Net of 5% Preliminary Charge ²	-1.19	-5.61	6.39	2.99	-6.21	8.62	2.48	-5.1	-20.49	4	-5.13
Institutional, Inc (%) ¹	4.00	-0.59	11.98	8.41	-1.31	14.40	7.83	-0.10	-16.28	9.48	-0.15
Net of 5% Preliminary Charge ²	-1.18	-5.55	6.42	3.02	-6.27	8.69	2.42	-5.08	-20.48	4.04	-5.13
Benchmark (%)	5.48	0.16	9.81	7.29	-2.23	13.68	6.60	0.62	-13.42	10.84	-0.52

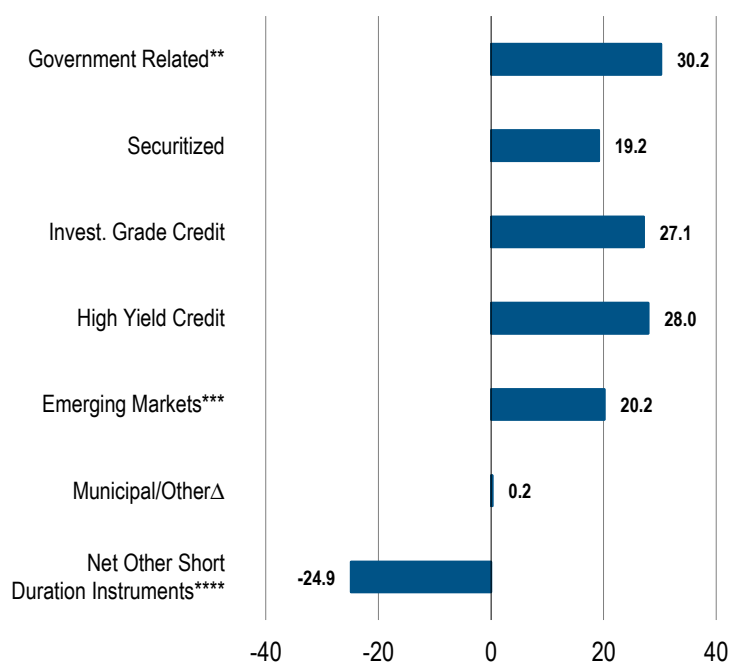
Past performance is not necessarily indicative of future performance. The benchmark is the Inception to November 9, 2015 1/3 each-BBG Global Aggregate Credit Component USD Hdgd; ICE BofAML Global High Yield BB-B Rated Constrained USD Hdgd; JPM EMBI Global, November 10, 2015 onwards 1/3 each - BBG Global Aggregate Credit ex Emerging Markets, USD Hedged; ICE BofAML BB-B Rated Developed Markets High Yield Constrained Index, USD Hedged; and JPM EMBI Global, USD Hdgd. All periods longer than one year are annualised. SI is the performance since inception. ¹ Performance shown is on a NAV-to-NAV basis in the denominated currency, excluding the preliminary charge and on the assumption that distributions are reinvested, as applicable. ² Performance shown is on a NAV-to-NAV basis in the denominated currency, taking into account the preliminary charge and on the assumption that distributions are reinvested, as applicable. A preliminary charge of up to 5% may or may not be deducted from the subscription amount depending on the distributor from whom you had purchased shares, as such this may not represent actual performance returns. Investment returns denominated in non-local currency may be exposed to exchange rate fluctuations.

Sector Allocation (% Market Value)

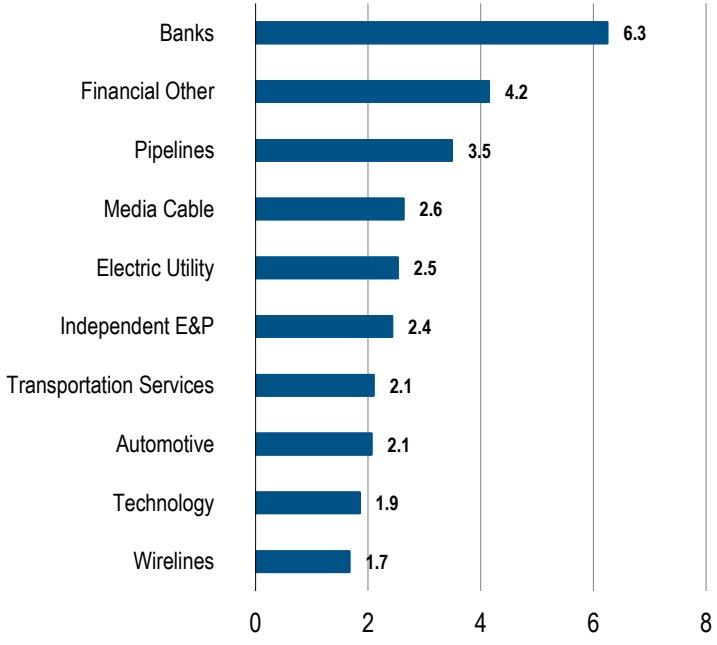
Top 10 Holdings (% Market Value)*

FNMA TBA 6.5% FEB 30YR	4.3
FNMA TBA 6.0% FEB 30YR	2.9
FNMA TBA 5.5% FEB 30YR	2.8
FNMA TBA 5.0% JAN 30YR	2.4
U S TREASURY BOND	1.3
MUNDYS SPA SR UNSEC SMR	1.1
PEMEX SR UNSEC	0.8
CHARTER COMMU OPER TL B2 1L TSFR3M	0.7
REPUBLIC OF TURKEY SR UNSEC	0.6
REPUBLIC OF ARGENTINA	0.6

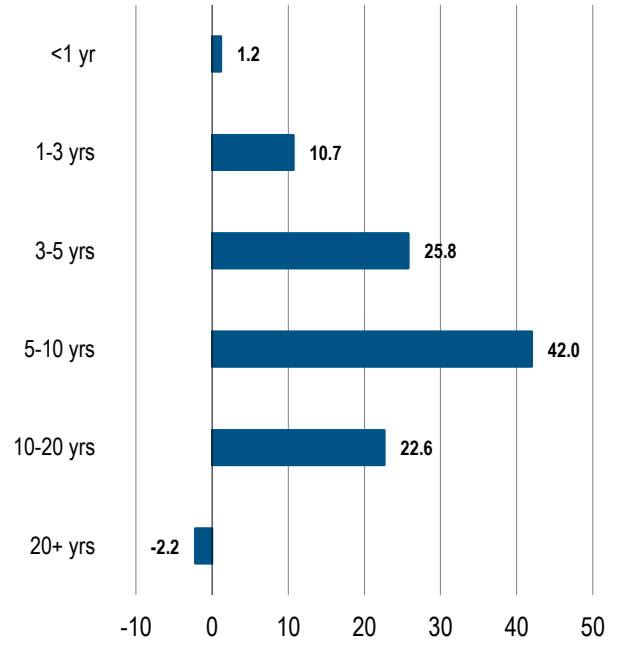
*Top 10 holdings as of 12/31/2023, excluding derivatives.



Market Value % may not equal 100 due to rounding.

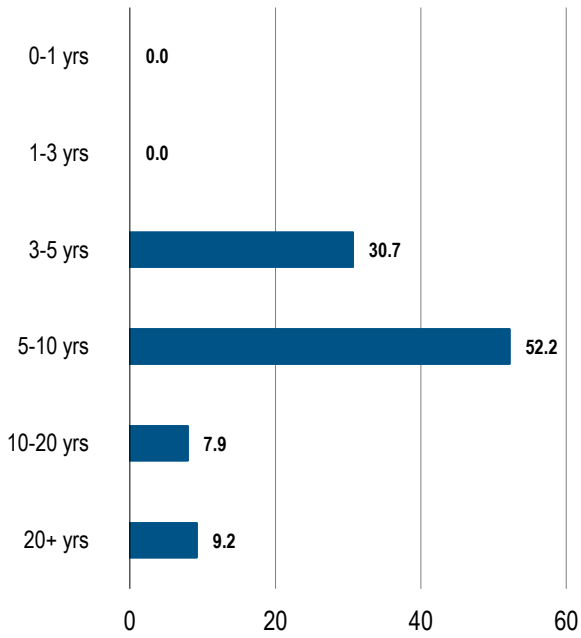


Duration (% Duration Weighted Exposure)



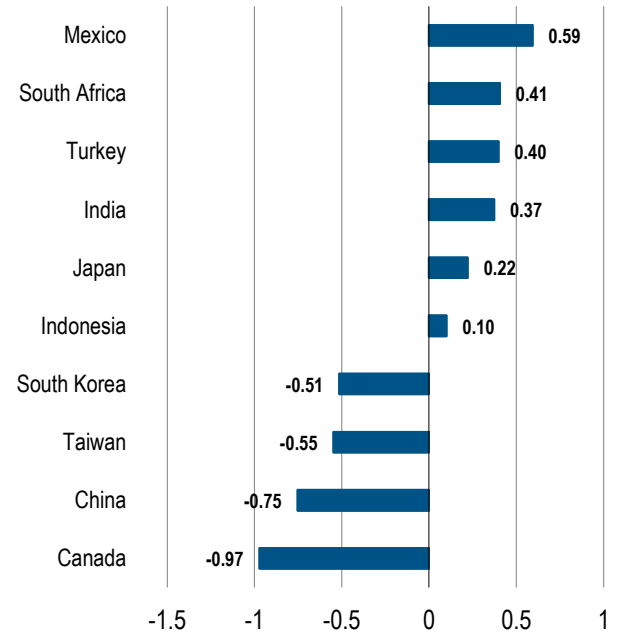
Source: PIMCO

Maturity (% Market Value)



Market Value % may not equal 100 due to rounding.

Top 10 Currency Exposure (% Market Value)



Source: PIMCO

⊕PIMCO calculates a Fund's Estimated Yield to Maturity by averaging the yield to maturity of each security held in the Fund on a market weighted basis. PIMCO sources each security's yield to maturity from PIMCO's Portfolio Analytics database. When not available in PIMCO's Portfolio Analytics database, PIMCO sources the security's yield to maturity from Bloomberg. When not available in either database, PIMCO will assign a yield to maturity for that security from a PIMCO matrix based on prior data. The source data used in such circumstances is a static metric and PIMCO makes no representation as to the accuracy of the data for the purposes of calculating the Estimated Yield to Maturity. The Estimated Yield to Maturity is provided for illustrative purposes only and should not be relied upon as a primary basis for an investment decision and should not be interpreted as a guarantee or prediction of future performance of the Fund or the likely returns of any investment.

[†]Annualised Distribution Yield is as of last quarter ending 31/03/2024. The dividend distribution rate/yield is based on historical dividend rate/yield. The dividend amount or dividend rate/yield is not guaranteed. Distribution payments of the Fund where applicable, may at the sole discretion of the Fund, be made out of either income and/ or capital of the Fund.

^{****}Net Other Short Duration Instruments includes securities and other instruments (except instruments tied to emerging markets by country of risk) with an effective duration less than one year and rated investment grade or higher or, if unrated, determined by PIMCO to be of comparable quality, commingled liquidity funds, uninvested cash, interest receivables, net unsettled trades, broker money, short duration derivatives and derivatives offsets. With respect to certain categories of short duration securities, the Adviser reserves the discretion to require a minimum credit rating higher than investment grade for inclusion in this category. Derivatives Offsets includes offsets associated with investments in futures, swaps and other derivatives. Such offsets may be taken at the notional value of the derivative position.

^{**}May include nominal and inflation-protected Treasuries, Treasury futures and options, agencies, FDIC-guaranteed and government-guaranteed corporate securities, and interest rate swaps.

^{***}Short duration emerging markets instruments includes an emerging market security or other instrument economically tied to an emerging market country by country of risk with an effective duration less than one year and rated investment grade or higher or if unrated, determined to be similar quality by PIMCO. Emerging Markets includes the value of short duration emerging markets instruments previously reported in another category.

^ΔWhere permitted by the investment guidelines stated in the portfolios offering documents, "other" may include exposure to, convertibles, preferred, common stock, equity-related securities, and Yankee bonds.

Source: PIMCO, index provider for benchmark data.

PIMCO duration calculation that adjusts the durations of credit securities to account for the potential that in the event of default investors will receive the recovery amount prior to the maturity of the security.

Differences in the Fund's performance versus the index and related attribution information with respect to particular categories of securities or individual positions may be attributable, in part, to differences in the pricing methodologies used by the Fund and the index.

Dividend is not guaranteed. Past distributions are not necessarily indicative of future trends, which may be lower. A positive distribution yield does not imply a positive return. Data does not include special cash dividends. Distribution payments of the Fund where applicable, may at the sole discretion of the Fund, be made out of either income and/ or capital of the Fund. In the case of the Fund, the Fund may at its discretion pay dividends out of capital which may result in an immediate reduction of the Fund's NAV per share. In the case of Income II Shares, the Fund may at its discretion pay dividends out of capital as well as take into account the yield differential arising from share class currency hedging (which constitutes a distribution from capital). The management and other fees payable by the Income II Shares may also be charged to the capital of the Income II Shares, resulting in an increase in distributable income available for the payment of dividends and therefore, the Income II Shares may effectively pay dividends out of capital. This may result in an immediate reduction of the NAV per share for the Income II Shares. Please refer to www.pimco.com.sg for more information on income statistics.

Negative allocations may result from derivative positions and unsettled trades and does not imply the fund is short cash, is levered, or that the derivatives are not fully cash backed. Duration is the sensitivity of a fixed income security to a change in interest rates. The longer the duration of a fixed income security, the higher its sensitivity to interest rates. Duration Weighted Exposure (DWE%) is the percentage weight of each sector's contribution to the overall duration of the fund. Morningstar ratings are shown for funds with 4 or 5 star ratings only. Other share classes ratings are either lower or unavailable. A rating is not a recommendation to buy, sell or hold a fund. Copyright © 2024 Morningstar Ltd.

All Rights Reserved. The information contained herein: (1) is proprietary to Morningstar and/or its content providers; (2) may not be copied or distributed; and (3) is not warranted to be accurate, complete or timely. Neither Morningstar nor its content providers are responsible for any damages or losses arising from any use of this information. Past performance is no guarantee of future results. Investment involves risk including possible loss of the principal amount invested.

Investment involves risk including possible loss of the principal amount invested. Past performance is not a guarantee or a reliable indicator of future results and no guarantee is being made that similar returns will be achieved in the future. The value of shares of the Fund and the income accruing to them, if any, may fall or rise. Investment returns denominated in non-local currency may be exposed to exchange rate fluctuations. In an environment where interest rates may trend upward, rising rates will negatively impact most bond funds, and fixed income securities held by a fund are likely to decrease in value. Bond funds and individual bonds with a longer duration (a measure of the expected life of a security) tend to be more sensitive to changes in interest rates, usually making them more volatile than securities with shorter durations. Investors should consider the investment objectives, risks, charges and expenses carefully before investing. This and other information is contained in the Fund's Singapore Prospectus which is available and can be obtained from our website www.pimco.com.sg, a Fund distributor or the Singapore Representative. Prospective investors should read the Fund's Singapore Prospectus before deciding whether to subscribe for or purchase shares in any of the Funds. Investors may wish to seek advice from a financial adviser before making a commitment to invest and in the event you choose not to seek advice, you should consider whether the investment is suitable for you.

PIMCO Funds: Global Investors Series plc has appointed PIMCO Asia Pte Ltd as the Singapore Representative. This document is issued by PIMCO Asia Pte Ltd (8 Marina View, #30-01, Asia Square Tower 1, Singapore 018960, Registration No. 199804652K). This advertisement or publication has not been reviewed by the Monetary Authority of Singapore. No part of this publication may be reproduced in any form, or referred to in any other publication, without express written permission. Unified management fee is a single fixed Management Fee out of which the fees of the Investment Advisers, the Administrator and Custodian shall be paid, and certain other expenses including the fees of Paying Agents (and other local representatives) in jurisdictions where the Funds are registered. PIMCO is a trademark of Allianz Asset Management of America LLC in the United States and throughout the world. © 2024, PIMCO.