

Allianz Oriental Income

Allianz Global Investors Fund
A / AT

Allianz 
Global Investors



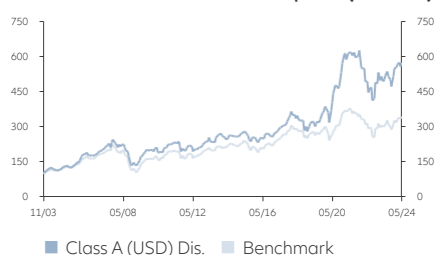
Overall Morningstar Rating™

Investment Objective

The Fund aims at long-term capital growth by investing in Asia Pacific equity and bond markets .

Performance Overview

Indexed Performance since Inception (Bid-Bid)



Performance History	Year to Date	1 Month	3 Months	6 Months	1 Year	3 Years (p.a.)	5 Years (p.a.)	Since Inception (p.a.)
Bid-Bid (%)	4.78	2.99	1.12	11.36	14.12	-2.56	13.85	8.85
Offer-Bid ² (%)	-0.46	-2.16	-3.94	5.79	8.42	-4.21	12.69	8.58
Benchmark (%)	5.31	1.70	3.01	10.10	14.32	-3.13	5.45	6.13

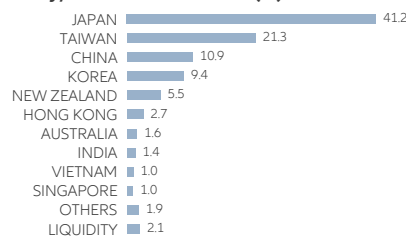
Risk / Return Ratios	3 Years	5 Years
Sharpe Ratio	-0.28	0.54
Volatility	20.25%	21.62%
Tracking Error	8.27%	9.62%
Information Ratio	0.07	0.87

Portfolio Analysis

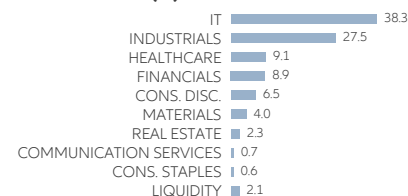
Asset Allocation (%)



Country/Location Allocation (%)



Sector Allocation (%)



Top 10 Holdings (Country/Location) ³	Sector	%
MAINFREIGHT LTD (NZ)	INDUSTRIALS	5.5
UNIMICRON TECHNOLOGY CORP (TW)	IT	4.8
MITSUI & CO LTD (JP)	INDUSTRIALS	4.2
ASPEED TECHNOLOGY INC (TW)	IT	3.7
RESONA HOLDINGS INC (JP)	FINANCIALS	3.7
KOH YOUNG TECHNOLOGY INC (KR)	IT	3.6
HITACHI LTD (JP)	INDUSTRIALS	3.6
MITSUBISHI HEAVY INDUSTRIES (JP)	INDUSTRIALS	3.4
QUANTA COMPUTER INC (TW)	IT	2.9
PING AN INSURANCE GROUP CO-H (CN)	FINANCIALS	2.7
Total		38.1

Dividend History	Dividend / Share	Annualised Dividend Yield ⁴	Ex-Dividend Date
Class A (USD) Dis.	USD 3.16900	1.65%	15/12/2023
	USD 1.83691	1.00%	15/12/2022
	USD 0.00000	0.00%	15/12/2021
	USD 0.07100	0.04%	15/12/2020
	USD 0.37000	0.27%	16/12/2019
	USD 0.00000	0.00%	17/12/2018

Past payout yields do not represent future payout yields and payments. Historical payments may comprise of distributable income or capital, or both (for further details, please refer to our website).

Fund Details

	Class A (USD) Dis.	Class AT (USD) Acc.	Class AT (SGD) Acc.
Official benchmark	MSCI AC Asia Pacific Total Return (Net)		
Fund Manager	Stuart Winchester		
Fund Size ⁵	USD 1,152.78m		
Base Currency	USD		
Number of Holdings	63		
SFDR Category ⁶	Article 6		
Initial Fee	Up to 5%	Up to 5%	Up to 5%
Eligible Investment Scheme	CASH, SRS	CASH, SRS	CASH, SRS
All-in-Fee ⁷	1.80% p.a.	1.80% p.a.	1.80% p.a.
Total Expense Ratio ⁸	1.85%	1.85%	1.85%
Unit NAV	USD 206.57	USD 234.16	SGD 28.3148
Inception Date	03/11/2003	12/12/2005	11/08/2009
Dividend Frequency	Annually	N/A	N/A
ISIN Code	LU0348783233	LU0348784397	LU0417516571
Bloomberg Ticker	DRORINR LX	ALORIAA LX	ALZORAT LX
Cumulative Returns (%)			
Year to Date	4.78	4.78	7.32
1 Year	14.12	14.12	13.90
3 Years	-7.49	-7.49	-5.36
5 Years	91.35	91.35	88.39
Since Inception	472.05	257.61	183.15
Annualised Returns (%)			
3 Years (p.a.)	-2.56	-2.56	-1.82
5 Years (p.a.)	13.85	13.85	13.50
Since Inception (p.a.)	8.85	7.14	7.28

Source: All fund data quoted are Allianz Global Investors/IDS GmbH/Morningstar, as at 31/05/2024, unless stated otherwise. On 09/12/2005, the assets of Dresdner RCM Oriental Income Fund were transferred to Allianz Global Investors Selections RCM Oriental Income Fund ("Allianz GIS RCM Oriental Income Fund"). On 03/10/2008, the assets of Allianz GIS RCM Oriental Income Fund were merged into Allianz Global Investors Fund - Allianz Oriental Income (formerly named: Allianz RCM Oriental Income).

Performance returns for periods over one year are annualised. Fund performance is calculated in the respective fund currency with net income and dividends reinvested. Investment returns are denominated in the respective base currency of the fund. SGD based investors are exposed to non-SGD foreign exchange fluctuations.

- 1) Source: Morningstar, as at 30/04/2024. Copyright © 2024 Morningstar Asia Limited ("Morningstar"). All Rights Reserved. The information contained herein: (1) is proprietary to Morningstar and/or its content providers; (2) may not be copied or distributed; and (3) is not warranted to be accurate, complete or timely. Neither Morningstar nor its content providers are responsible for any damages or losses arising from any use of this information. Past performance is no guarantee of future results.
- 2) "Offer-Bid" performance data takes into account up to 5.00% of the initial fee of the investment.
- 3) The information is provided for illustrative purposes only to demonstrate the Fund's investment strategy, it should not be considered a recommendation to purchase or sell any particular security or strategy or an investment advice. There is no assurance that any securities discussed herein will remain in the Fund at the time you receive this document. Past performance is not indicative of future results. While best efforts are used in compiling the information, Allianz Global Investors and its affiliated entities expressly assumes no warranty of any kind, actual or implied, for the accuracy, completeness and timeliness of the information.
- 4) Annualised Dividend Yield = Dividend Per Share / Ex-Dividend Date NAV
- 5) The Fund size quoted includes all share classes of the Fund.
- 6) EU Sustainable Finance Disclosure Regulation. Information is accurate at time of publishing.
- 7) The All-in-Fee includes the expenses previously called management and administration fees.
- 8) Total Expense Ratio (TER): Total cost (except transaction costs) charged to the Fund during the last financial year expressed as a ratio of the Fund's average NAV. For share classes that have been incepted for less than one year as at close of the last financial year (please refer to the Inception Date in the Fund Details table), the TER will be annualised. For share classes incepted after the close of the last financial year, the TER will be reflected as N/A.

The information presented here is intended for general circulation and does not constitute a recommendation to anyone; it also has not taken into account the specific investment objectives, financial situation or particular needs of any particular person. Information herein is based on sources we believe to be accurate and reliable as at the date it was made. We reserve the right to revise any information herein at any time without notice. No offer or solicitation to buy or sell securities and no investment advice or recommendation is made herein. In making investment decisions, investors should not rely solely on this publication but should seek independent professional advice. However, if you choose not to seek professional advice, you should consider the suitability of the product for yourself. Past performance of the fund manager(s) and the fund is not indicative of future performance. Prices of units in the Fund and the income from them, if any, may fall as well as rise and cannot be guaranteed. Distribution payments of the Fund, where applicable, may at the sole discretion of the Manager, be made out of either income and/or net capital gains or capital of the Fund. As a result of the payment, the Fund's net asset value is expected to be immediately reduced. The dividend yields and payouts are not guaranteed and might change depending on the market conditions or at the Manager's discretion; past payout yields and payments do not represent future payout yields and payments. Investment involves risks including the possible loss of principal amount invested and risks associated with investment in emerging and less developed markets. The Fund may invest in financial derivative instruments and/or structured products and be subject to various risks (including counterparty, liquidity, credit and market risks etc.). Past performance, or any prediction, projection or forecast, is not indicative of future performance. Investors should read the Prospectus obtainable from Allianz Global Investors Singapore Limited or any of its appointed distributors for further details including the risk factors, before investing. The duplication, publication, extraction, or transmission of the contents, irrespective of the form is not permitted, except for the case of explicit permission by Allianz Global Investors. This publication has not been reviewed by the Monetary Authority of Singapore (MAS). MAS authorization/recognition is not a recommendation or endorsement. The issuer of this publication is Allianz Global Investors Singapore Limited (79 Robinson Road, #09-03, Singapore 068897, Company Registration No. 199907169Z).

Admaster ID: 3368065