

Prospectus - Executive Summary



krungsri
Asset Management

A member of MUFG, a global financial group

Krungsri Asset Management Co., Ltd.
which is certified by CAC

**Krungsri Thai Equity CG Fund
[KFTHAICG]**

Equity fund

Fund investing onshore, no
foreign investment related risks



What are you investing in?



Who is the fund suitable for?



What are the key risks of the Fund?



Asset allocation



Fees



Fund performance



Fund information

Investment in mutual funds **is not** a money deposit.



What are you investing in?

- **Investment Policy**

- Minimum 80% of its NAV in average in each fiscal year are invested in listed companies in the SET and/or MAI or other secondary markets of SET with the primary focus on investment in good governance companies and companies that have been certified by Collective Action Coalition Against Corruption (CAC). Consideration on good governance may be based on CG Scoring of Thai Institute of Directors or other related organizations.
- The remaining fund assets can also be invested in equity instruments other than the categories listed above, debt instruments, hybrid bonds, financial instruments, deposits and/or deposit-equivalent instruments, derivative warrants, fund units, other securities or assets or other means to generate interests as permitted and prescribed in the notification of the SEC.

- **Management Style**

Aim for better returns over the fund's benchmark (Active Management)



Who is the fund suitable for?

- Investors who can accept fluctuation of prices of stocks, which may increase or decrease to the level below the initial investment, resulting in a loss.
- Investors who prefer medium to long term investment in anticipation of better return in long term than investment in fixed income instruments.

This fund **is not suitable for:**

Investors who prefer fixed rate of return or preserve full amount of principal.



For further clarification on this investment policy and potential risks, what should you do?

- **Read** the full prospectus or **seek** advice from the management company or its appointed selling agents.

Unless you have full grasp in the nature of risks, it is advisable you should refrain from investment in this fund.

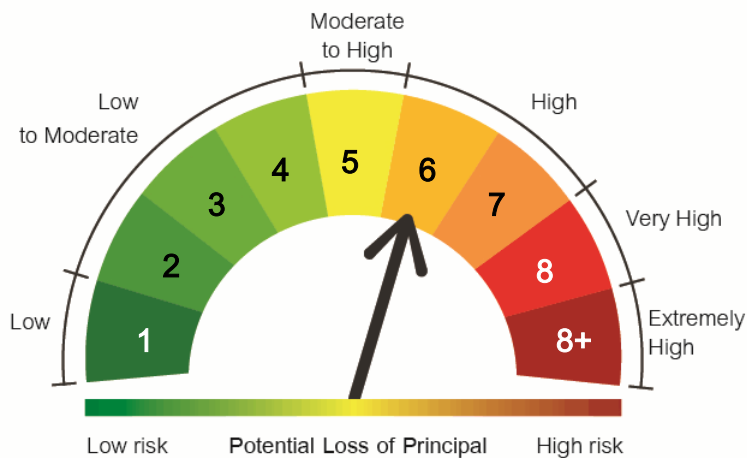


What are the key risks of the Fund?

• Important Risk Warnings

- The Fund may invest in derivatives to increase efficiency in investment management, and structured note. Therefore, the Fund is subject to higher risks than other funds which makes it more suitable for investors who want higher return with higher risk tolerance.
- The Fund may invest in aggregate of no more than 20 per cent of its NAV in fixed-income instruments of non – investment grade or unrated securities. The Fund may also invest in unlisted equity securities. Therefore, investors may be exposed to credit risk which will result in partial or entire loss of investment to the investors and the investors may not receive return upon redemption of units as specified in the fund project.
- In the case where there is a tendency that more than two-thirds of the total mutual fund units sold are to be redeemed, the Management Company may dissolve the fund at its discretion and may cancel the redemption orders it has already received or stop accepting such orders.

Risk Spectrum of the Fund





Key Risks

1. Market risk

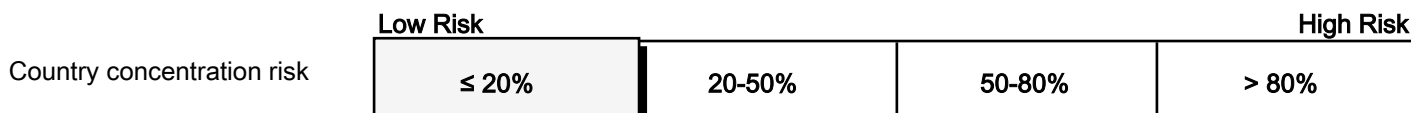
	Low Risk		High Risk		
Standard Deviation (SD)	< 5%	5-10%	10 - 15%	15 - 25%	> 25%
Type of stocks	General	Large Cap	Mid/Small	Sector	

*Standard Deviation (SD) is calculated from the last 5 years (or since launch for the fund launched within that period)

2.High concentration risk



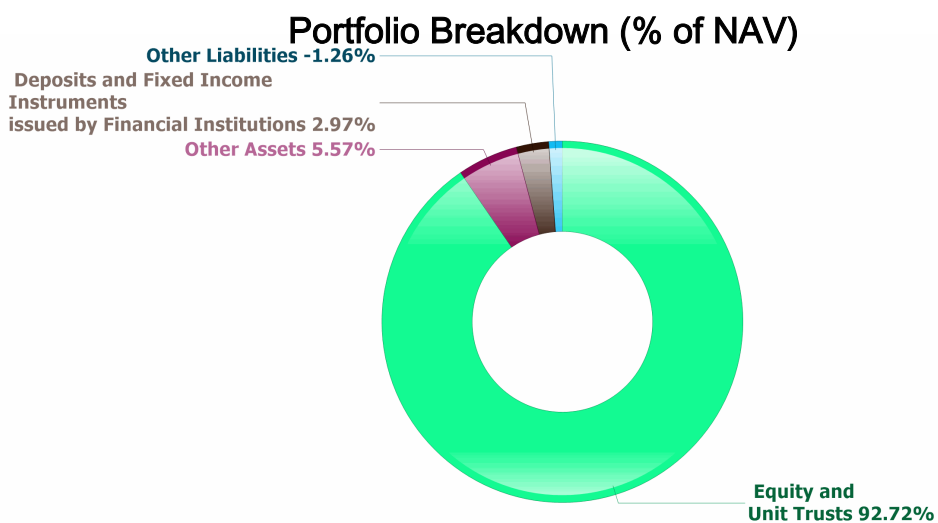
Remark: This fund has concentration investment in Energy and Utilities



Remark: This fund has no concentration investment in any countries more than 20% in their portfolio.



Asset allocation



Top Five Sectors (% of NAV)

Energy and Utilities	30.72
Banking	12.84
Commerce	11.45
Information & Communication Technology	8.38
Food & Beverage	7.20

Top Five Holdings (% of NAV)

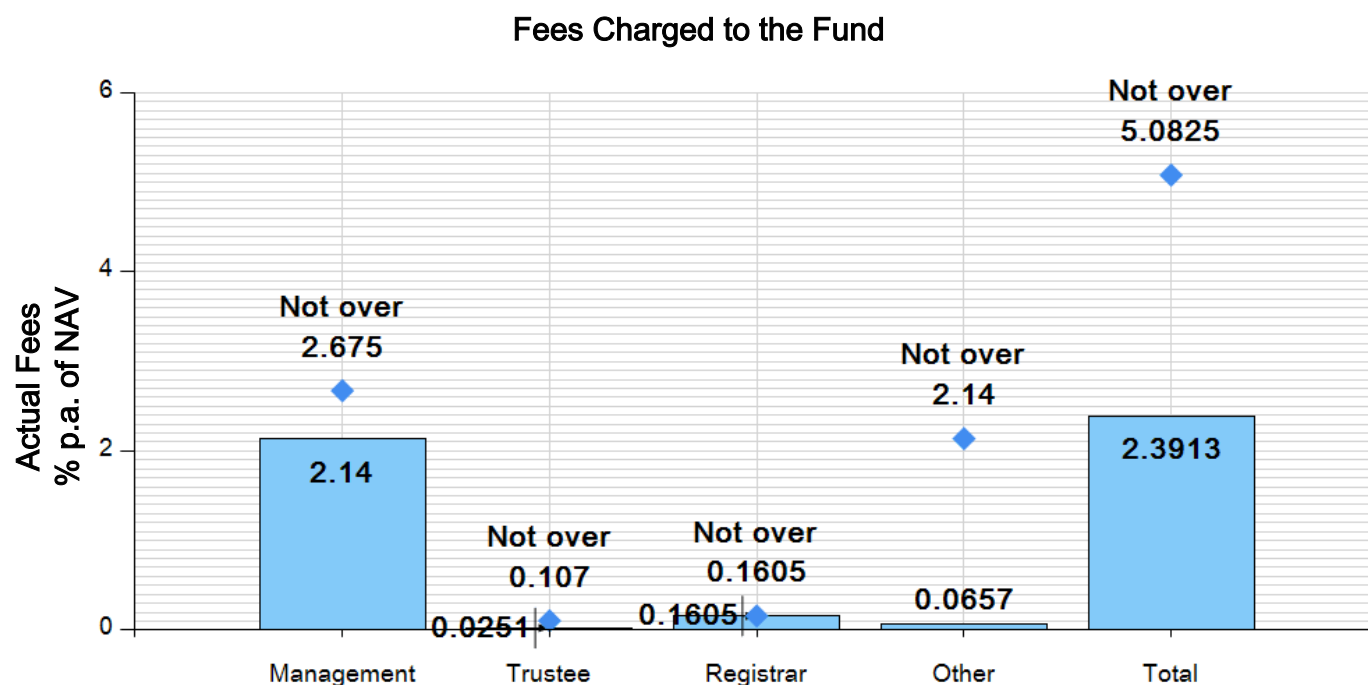
Name	Security Code	% of NAV
PTT Plc.	PTT	7.12
CP ALL Plc.	CPALL	6.96
Bangkok Aviation Fuel Services Plc.	BAFS	5.23
Banpu Plc.	BANPU	4.10
Bangkok Bank Plc.	BBL	3.78



Fees

Fees affect the return on investment, investors should consider such fees before making an investment decision.

Fees Charged to the Fund (% p.a. of NAV)



*Historical fee charged can be found at www.krungsriasset.com

Fees Charged to Unitholders (% of trading value)

Details	Maximum Charge	Actual Charge
Front-end fee	Not exceeding 1.50	1.00
Back-end fee	Not exceeding 1.50	Waived
Switching-in fee	Not exceeding 1.50	1.00
Switching-out fee	Not exceeding 1.50	Waived
Early Redemption and Switching-out fee	None	None
Unit transfer fee	10 Baht per 1,000 units or any fraction thereof	10 Baht per 1,000 units or any fraction thereof
Brokerage fee	None	None

Remark : All above mentioned fees are inclusive of Value Added Tax or Specific Business Tax or other taxes. 40% of the management fee charged by the Management Company to the fund shall be donated to organizations that promote Thai good governance and/or organizations that promote anti-corruption and/or other related organizations.



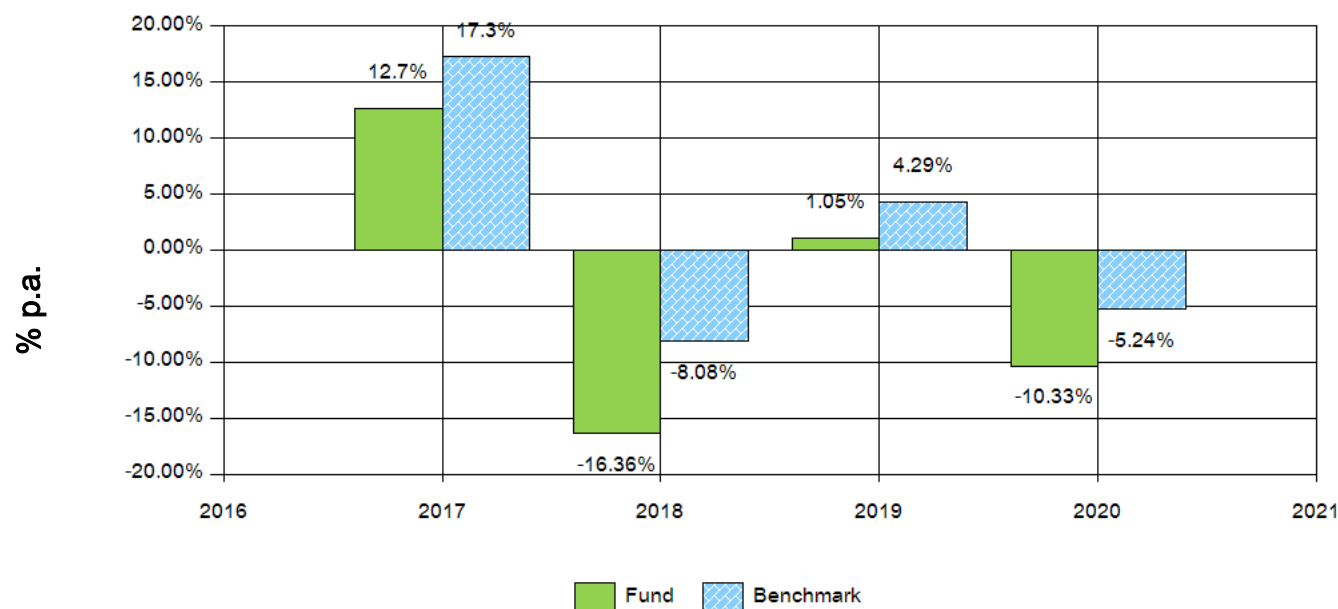
Fund performance

Past performance is not a guarantee of future performance

1. Benchmark

SET Total Return Index (SET TRI)

2. Calendar year performance



* For the year when the fund incepted, the calendar year performance is the cumulative return from an inception date to year end.

3. Maximum drawdown of the investment in the last five years :-46.85 %

(*Or since launch for the fund launched within that period)

4. Standard deviation of the fund performance : 16.56 % p.a.

(SD is calculated from the last 5 years or since launch for the fund launched within that period)

5. Tracking error : N/A

6. Fund category based on peer group fund performance : Equity General

7.Fund performance (%)

Performance	YTD	3 Months		6 Months		1 Year		3 Years		5 Years		10 Years		Since Inception
		%	Percen tile	%	Percen tile	%	Percen tile	%	Percen tile	%	Percen tile	%	Percen tile	
KFTHAICG	18.46	5.83	75th	1.32	75th	32.39	75th	-0.92	75th	N/A	N/A	N/A	N/A	0.28
Benchmark	15.09	7.67	50th	3.94	50th	39.95	25th	2.22	25th	N/A	N/A	N/A	N/A	3.26
Standard Deviation of Fund	10.42	9.17	50th	9.61	25th	12.89	25th	17.96	25th	N/A	N/A	N/A	N/A	16.56
Standard Deviation of Benchmark	12.19	9.89	75th	11.12	50th	15.53	75th	19.44	50th	N/A	N/A	N/A	N/A	7.98

• All periods longer than one year are annualized.

Peer group fund performance : Equity General as of 29 October, 2021

Peer Percentile	Return (%)					
	3 Months	6 Months	1 Year	3 Years	5 Years	10 Years
5th Percentile	11.98	7.68	47.03	6.54	7.11	9.05
25th Percentile	8.62	4.14	37.31	1.84	3.46	8.06
50th Percentile	7.33	2.40	33.57	-0.05	2.64	6.83
75th Percentile	★ 5.19	★ 1.26	★ 29.34	★ -1.42	1.12	5.85
95th Percentile	2.69	-0.32	23.05	-5.84	-1.15	3.70

Peer Percentile	Standard Deviation (%)					
	3 Months	6 Months	1 Year	3 Years	5 Years	10 Years
5th Percentile	7.69	8.96	11.77	14.52	13.14	11.75
25th Percentile	8.99	★ 10.38	★ 13.94	★ 18.76	15.80	15.05
50th Percentile	★ 9.87	11.13	15.33	19.61	16.60	15.54
75th Percentile	10.76	12.06	15.89	20.36	17.45	16.04
95th Percentile	13.99	14.44	17.26	23.01	19.22	17.25



Fund information

Dividend policy :	No dividend		
Trustee :	The Siam Commercial Bank PCL.		
Launch Date :	31 August, 2017		
Fund duration :	Indefinite		
Subscription :	Subscription Date	Every bank working day within 15:30 hrs.	
	Minimum Initial Subscription	2,000 Baht	
	Minimum Subsequent Subscription	2,000 Baht	
Redemption :	Redemption Date	Every bank working day within 15:30 hrs.	
	Minimum Redemption	2,000 Baht or 200 units	
	Minimum Holding Balance	200 units	
	Settlement Period	3 working days after the execution (T+3)	
	Investors can view daily NAV at www.krungsriasset.com		
Fund Manager :	Name	Responsibility	Effective date
	Mr.Peeti Pratipatpong	Equity Fund Manager	30 October, 2020
	Mr.Thalit Choktippattana	Equity Fund Manager	1 October, 2021
Portfolio Turnover Ratio	Past 12 months* turnover ratio is 167.44% (*or since launch for the fund launched within that period)		
Subscription or Redemption Supporting Agents :	Bank of Ayudhya PLC.(All branches) Tel.1572 Krungsri Asset Management or the appointed selling agents		
Enquiry for Prospectus/ Complaints :	Krungsri Asset Management Company Limited 1st-2nd Zone A, 12th, 18th Zone B Floor Ploenchit Tower 898 Ploenchit Road, Lumpini, Pathumwan, Bangkok 10330 Tel. 0 2657 5757 Fax. 02 657 5777 website : www.krungsriasset.com Email : krungsriasset.clientservice@krungsri.com		
Potential conflict of interest	Company shall refrain from any transactions pertaining conflict of interests and related party. Find more information at www.krungsriasset.com/th/Investment/RelatedPartyTransactions.html		
Other Information	Fund assets	90 Million Baht	
	Net Asset Value	10.1177 Baht/Unit	
	Morningstar Rating :	★★★ (Data as of Sep 30, 2021)	

Disclaimer

- Investment in Mutual Fund is not a form of saving and not protected by Deposit Protection Agency. Therefore, investment in Mutual Fund involves risk including possible loss of the principal amount invested.
- The fund is approved by The office of the SEC.
- The draft prospectus for KFTHAICG does not indicate that The office of the SEC has certified the accuracy of the information contained in the prospectus nor guaranteed the price or return on investment for such fund. The Management Company has reviewed the information in this summary prospectus as at 29 October, 2021 with professional care as the party responsible for the management of the fund and certifies that the above information is correct,true and not misleading.
- Ratings : © Morningstar.,Inc. All rights reserved. The information contained herein 1)is proprietary to Morningstar, 2)is not warranted to be accurate, complete or timely. Morningstar is not responsible for any damages or losses arising from any use of this information.

Disclaimer of Peer Group Fund Performance

1. Past performance does not guarantee future results.
2. More details information about fund performance can be obtained via AIMC website www.aimc.or.th
3. Peer group comparison can be obtained at point of sale. It is used to measure the performance of mutual funds under the same category by percentiles which divide the set of data into 100 equal parts and rank from lowest to highest.
 - 5th Percentile (Top 5% performance)
 - 25th Percentile (Top 25% performance)
 - 50th Percentile (Median performance)
 - 75th Percentile (Bottom 25% performance)
 - 95th Percentile (Bottom 5% performance)

Detailed Explanation of Disclosures in the Prospectus

The information disclosed below is a summary of risk dimensions.

Topic	Disclosure																																																
1	<p>Market Risk</p> <p>Market risk is the risk relating to fluctuation in value of securities, the loss of which is due to the factors that affect an entire market or asset class. Market risk has different effect on different type of funds as follows:</p> <table border="1" data-bbox="416 371 1536 510"> <tr> <td colspan="8">Equity Fund – The market risk is assessed based on the annual standard deviation (SD) of the fund performance.</td> </tr> <tr> <td></td> <td>Low</td> <td></td> <td></td> <td></td> <td></td> <td></td> <td>High</td> </tr> <tr> <td>SD</td> <td></td> <td>< 5%</td> <td>5-10%</td> <td>10-15%</td> <td>15-25%</td> <td>> 25%</td> <td></td> </tr> </table> <p>Equity Fund is generally exposed to the market risk when the value of the securities in which the fund deviates (increase or decrease) as a result of external factors such as economic conditions, investment climate, political factors in the issuer’s country or other country. The market risk in equity fund is expressed in terms of standard deviation (SD) – the higher the SD, the higher the market risk (due to changes in securities prices).</p> <p>The market risk of domestic equities can be determined from the type of stocks in which the fund invests.</p> <table border="1" data-bbox="416 808 1536 1014"> <tr> <td colspan="8">Domestic equities – The market risk can be determined from the type of stocks in which the fund invests (approximately 80% of NAV).</td> </tr> <tr> <td></td> <td>Low</td> <td></td> <td></td> <td></td> <td></td> <td></td> <td>High</td> </tr> <tr> <td>Type of stocks</td> <td></td> <td>General</td> <td>Large Cap</td> <td>Mid/small</td> <td>Sector</td> <td></td> <td></td> </tr> </table>	Equity Fund – The market risk is assessed based on the annual standard deviation (SD) of the fund performance.									Low						High	SD		< 5%	5-10%	10-15%	15-25%	> 25%		Domestic equities – The market risk can be determined from the type of stocks in which the fund invests (approximately 80% of NAV).									Low						High	Type of stocks		General	Large Cap	Mid/small	Sector		
Equity Fund – The market risk is assessed based on the annual standard deviation (SD) of the fund performance.																																																	
	Low						High																																										
SD		< 5%	5-10%	10-15%	15-25%	> 25%																																											
Domestic equities – The market risk can be determined from the type of stocks in which the fund invests (approximately 80% of NAV).																																																	
	Low						High																																										
Type of stocks		General	Large Cap	Mid/small	Sector																																												
2	<p>High Concentration Risk</p> <table border="1" data-bbox="416 1084 1497 1167"> <tr> <td></td> <td>Low Risk</td> <td></td> <td></td> <td></td> <td>High Risk</td> </tr> <tr> <td>Issuer concentration risk</td> <td>≤ 10%</td> <td>10-20%</td> <td>20-50%</td> <td>50-80%</td> <td>> 80%</td> </tr> </table> <p>- High Issuer Concentration Risk</p> <p>This risk comes from investing more than 10% of the fund’s NAV in one issuer, party, or other person who has obligations under the instruments or the contracts.</p> <p>Concentration risk does not include investment in the following assets:</p> <p>Thai government bonds;</p> <p>Investment-grade foreign government bonds; and</p> <p>Investment-grade deposits or cash-equivalent instruments of a depository or an issuer.</p> <table border="1" data-bbox="416 1559 1477 1637"> <tr> <td></td> <td>Low Risk</td> <td></td> <td></td> <td>High Risk</td> </tr> <tr> <td>Sector concentration risk</td> <td>≤ 20%</td> <td>20-50%</td> <td>50-80%</td> <td>> 80%</td> </tr> </table> <p>Remark: This fund has concentration investment in...</p> <p>- High Sector Concentration risk</p> <p>This risk comes from the Fund investing in a single or further sector more than 20% of the total NAV. In the criteria which’s not include investment in Thai or foreign government bonds or cash-equivalents of a depository.</p> <table border="1" data-bbox="416 1839 1477 1917"> <tr> <td></td> <td>Low Risk</td> <td></td> <td></td> <td>High Risk</td> </tr> <tr> <td>Country concentration risk</td> <td>≤ 20%</td> <td>20-50%</td> <td>50-80%</td> <td>> 80%</td> </tr> </table> <p>Remark: This fund has concentration investment in...</p> <p>- High Country Concentration risk</p> <p>This risk comes from the Fund investing in a single or further country more than 20% of the total NAV.</p>		Low Risk				High Risk	Issuer concentration risk	≤ 10%	10-20%	20-50%	50-80%	> 80%		Low Risk			High Risk	Sector concentration risk	≤ 20%	20-50%	50-80%	> 80%		Low Risk			High Risk	Country concentration risk	≤ 20%	20-50%	50-80%	> 80%																
	Low Risk				High Risk																																												
Issuer concentration risk	≤ 10%	10-20%	20-50%	50-80%	> 80%																																												
	Low Risk			High Risk																																													
Sector concentration risk	≤ 20%	20-50%	50-80%	> 80%																																													
	Low Risk			High Risk																																													
Country concentration risk	≤ 20%	20-50%	50-80%	> 80%																																													

	Topic	Disclosure
3	Maximum Drawdown	<p>Maximum drawdown means an accumulated loss as a result of the investment in the past five years from the reporting date (or since inception if the fund has been established for less than five years). It is calculated as follows:</p> $\text{Drawdown}_{(t)} = \frac{\text{Unit value}_{(t)} - \text{Highest unit value}^*}{\text{Highest unit value}^*}$ $\text{Maximum Drawdown} = \min (\text{Drawdown}(t))$ <p>Remark: * Highest unit value means the highest value of unit in the preceding period up to the calculation date (t).</p>
4	Standard Deviation	<p>Standard Deviation (SD) of Fund measures the volatility the fund's returns, using the calculation as prescribed by Association of Investment Management Companies re: Standard for Measurement and Presentation of Performance of the Mutual Funds. SD expresses the historical performance in annual percentage for the five years preceding the reporting date.</p>
5	Tracking Error	<p>Tracking Error (TE) is the difference between a mutual fund portfolio's returns and the benchmark index it was designed to copy. This indicates how well the mutual fund is performing against the benchmark index and shows how much the mutual fund deviates from the benchmark index. For example, if the mutual has a low TE, this means the fund has slightly deviated from the benchmark index and therefore the fund is efficient in copying the benchmark index. On the other hand, if the mutual has a high TE, this means the fund has substantially deviated from the benchmark index and therefore it is unlikely that the fund will achieve return at similar rate to the benchmark index.</p> <p>TE is used for tracking error of passive funds/ index tracking such as index fund or ETF.</p>
6	Portfolio Turnover Ratio	<p>Portfolio Turnover Ratio (PTR) is the percentage of a mutual fund or other investment's holdings that have been replaced in a given year which can better reflect the investment strategies employed by the fund manager. It is calculated by taking either the total amount of new securities purchased or the amount of securities sold - whichever is less - over the past 12-month period, divided by the total net asset value (NAV) of the fund of the same period.</p> $\text{PTR} = \frac{\text{Min (Subscription, Redemption)}}{\text{Average NAV}}$