

Prospectus - Executive Summary

KFS100SSFX is established in accordance with cabinet resolution dated 10 March 2020. Maximum investment amount to qualify for tax privilege is 200,000 Baht and investors cannot switch the units of KFS100SSFX to other SSF funds.



krungsri
Asset Management

A member of  MUFG, a global financial group

Krungsri Asset Management Co., Ltd.
which is certified by CAC

Krungsri SET100-SSFX
[KFS100SSFX]

Equity Fund/ Index Fund

Super Savings Fund: SSF/ Cross Investing Fund

Fund investing onshore, no
foreign investment related risks



What are you investing in?



Who is the fund suitable for?



What are the key risks of the Fund?



Asset allocation



Fees



Fund performance



Fund information

Investment in mutual funds **is not** a money deposit.

Subscription and/or Switching-in from Non-SSF funds are not allowed from 1 Jul 2020 onwards



What are you investing in?

• Investment Policy

- The Fund shall invest at least 80% of NAV in average of fund accounting year in shares listed on the Stock Exchange of Thailand that are constituents of the SET100 Index, in order to enable the Fund to track investment returns of SET100 Total Return Index (SET100 TRI). The Management Company will endeavor to keep the tracking error (TE) of the Fund not greater than 1.00% per annum. If the TE exceeds the specified limit, the Management Company will endeavor to bring it down to below 1.00% per annum.
- The Fund may invest no more than 20% of NAV in average of fund accounting year in units of mutual funds under management of the Management Company in accordance with the criteria and conditions prescribed by the SEC.
- The fund may invest in non-investment grade or unrated securities in aggregate not exceeding 20% of its NAV and may invest in unlisted securities.

• Management Style

The fund seeks to track investment returns of SET100 Total Return Index (SET100 TRI) (Passive management/Index tracking)



Who is the fund suitable for?

- Investors who expect higher return than deposits and can accept fluctuation in price of securities in which the Fund invests, which may increase or decrease to below the value of investment and thus resulting in loss.
- Investors who are able to make medium to long term investment, expecting better return in a long term than investment in fixed-income instruments.
- Investors who wish to enjoy tax privileges. In this respect, they must maintain the investment period in this Fund in accordance with the conditions stipulated by the Revenue Department in order to obtain tax privileges from investment in super savings funds rightfully.

This fund **is not suitable for:**

Investors who prefer fixed rate of return or preserve full amount of principal.



For further clarification on this investment policy and potential risks, what should you do?

- **Read** the full prospectus or **seek** advice from the management company or its appointed selling agents.

Unless you have full grasp in the nature of risks, it is advisable you should refrain from investment in this fund.

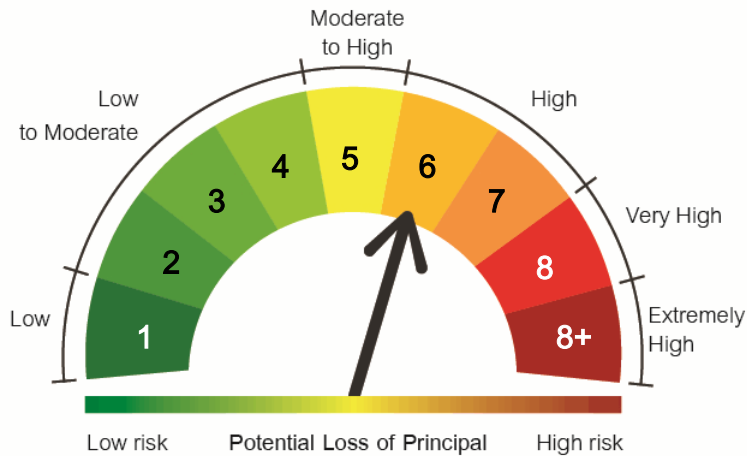


What are the key risks of the Fund?

• Important Risk Warnings

- This Fund invests in equity instruments, fixed income instruments, and/or deposits. Price of the securities invested or held by the Fund may fluctuate due to changes in the performance of related companies or sectors or the general economic conditions or the interest rate movements.
- The fund may invest in forward contract to enhance efficiency in investment management and structured note. This means the fund may contain higher risks than other funds which may bears the risk of gain/loss of its principal investment.?
- This Fund may invest in non-investment grade or unrated debt instruments. Therefore, investors are subject to higher risk of not receiving their principal and interest payments that are due to them.
- Investors are advised to study the information about tax privileges as specified in the Investment Manual for Super Savings Fund according to the Investment Notification.
- Investors may not pledge, sell, dispose of or use the units as collateral.

Risk Spectrum of the Fund



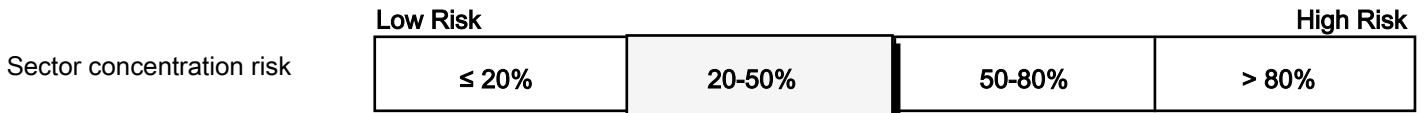

Key Risks

1. Market risk


	Low Risk		High Risk
Standard Deviation (SD)	< 5%	5-10%	10 - 15%
		15 - 25%	> 25%
Type of stocks	General	Large Cap	Mid/Small
			Sector

*Standard Deviation (SD) is calculated from the last 5 years (or since launch for the fund launched within that period)

2.High concentration risk



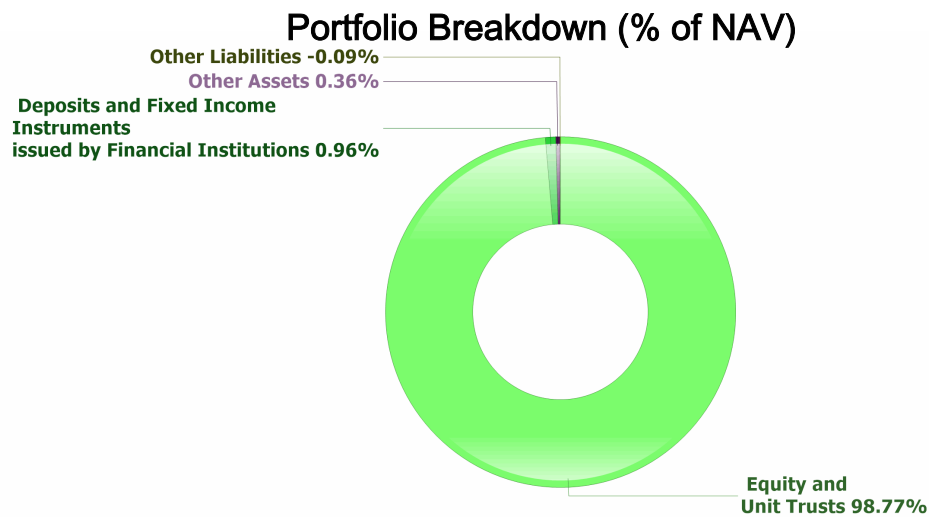
Remark: This fund has concentration investment in Energy and Utilities



Remark: This fund has no concentration investment in any countries more than 20% in their portfolio.



Asset allocation



Top Five Sectors (% of NAV)

Energy and Utilities	26.71
Banking	10.46
Commerce	10.16
Transportation & Logistics	8.84
Information & Communication Technology	7.33

Top Five Holdings (% of NAV)

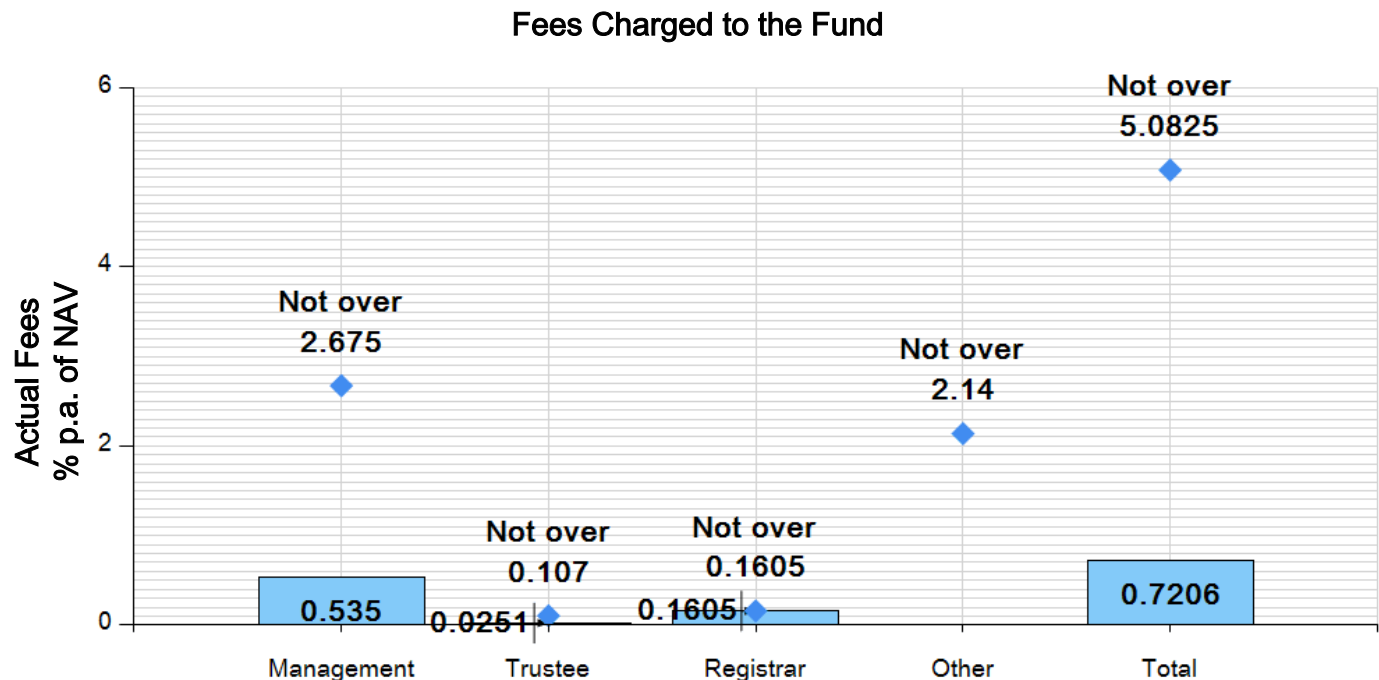
Name	Security Code	% of NAV
PTT Plc.	PTT	7.69
Airport of Thailand Plc.	AOT	6.52
CP ALL Plc.	CPALL	4.01
Delta Electronics (Thailand) Plc.	DELTA	3.86
Gulf Energy Development Plc.	GULF	3.82



Fees

Fees affect the return on investment, investors should consider such fees before making an investment decision.

Fees Charged to the Fund (% p.a. of NAV)



*Historical fee charged can be found at www.krungsriasset.com

Fees Charged to Unitholders (% of trading value)

Details	Maximum Charge	Actual Charge
Front-end fee	1.50	Waived
Back-end fee	1.50	Waived
Switching-in fee	1.50	Waived
Switching-out fee	1.50	Waived
Early Redemption and Switching-out fee	0.50	0.50 If holding period less than 3 years
Unit transfer fee	10 Baht per 1,000 units or any fraction thereof	10 Baht per 1,000 units or any fraction thereof
Brokerage fee	0.50	Waived

Remark : All above mentioned fees are inclusive of Value Added Tax or Specific Business Tax or other taxes.

Fine charge will not charge in case of switching among super savings funds which under KSAM's management or other asset management company.



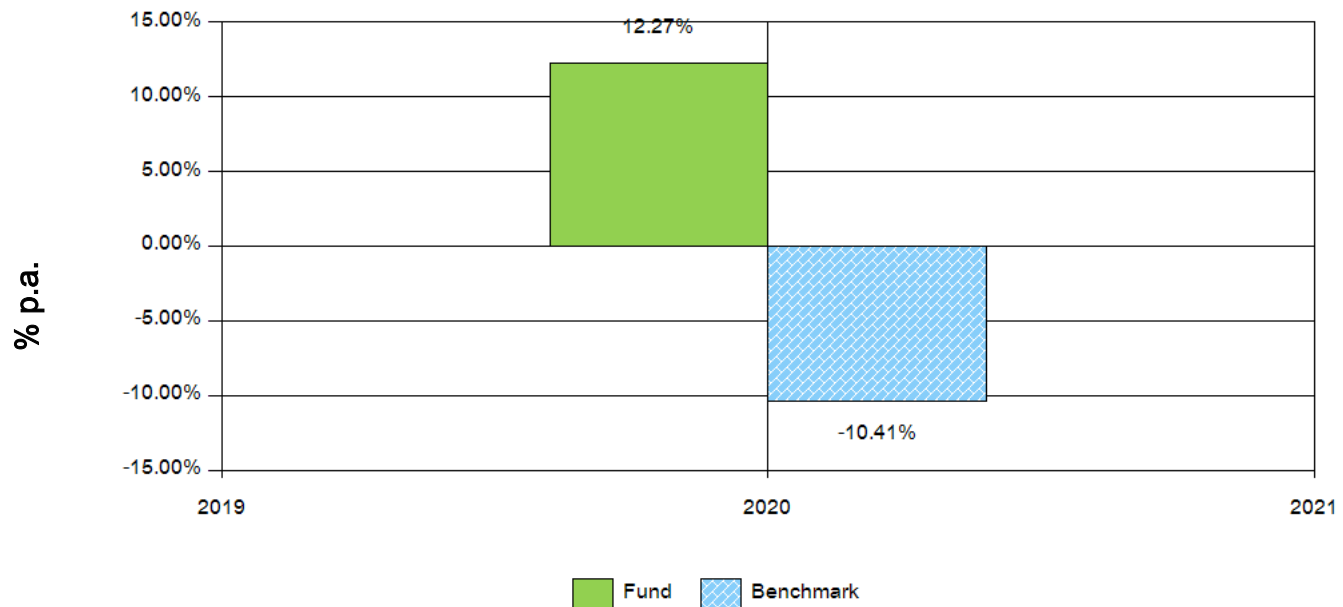
Fund performance

Past performance is not a guarantee of future performance

1. Benchmark

SET100 Total Return Index (SET100 TRI)

2. Calendar year performance



* For the year when the fund incepted, the calendar year performance is the cumulative return from an inception date to year end.

3. Maximum drawdown of the investment in the last five years :-21.02 %

(*Or since launch for the fund launched within that period)

4. Standard deviation of the fund performance : 18.17 % p.a.

(SD is calculated from the last 5 years or since launch for the fund launched within that period)

5. Tracking error : 0.67

6. Fund category based on peer group fund performance : Equity Large Cap

7. Fund performance (%)

Performance	YTD	3 Months		6 Months		1 Year		3 Years		5 Years		10 Years		Since Inception
		%	Peren tile	%	Peren tile	%	Peren tile	%	Peren tile	%	Peren tile	%	Peren tile	
KFS100SSFY	11.38	7.76	95th	3.06	50th	34.62	50th	N/A	N/A	N/A	N/A	N/A	N/A	15.48
Benchmark	11.91	7.85	75th	3.49	50th	35.67	50th	N/A	N/A	N/A	N/A	N/A	N/A	18.12
Standard Deviation of Fund	13.38	11.00	75th	12.06	75th	17.46	75th	N/A	N/A	N/A	N/A	N/A	N/A	18.17
Standard Deviation of Benchmark	13.47	11.01	75th	12.09	75th	17.38	75th	N/A	N/A	N/A	N/A	N/A	N/A	18.27

• All periods longer than one year are annualized.

Peer group fund performance : Equity Large Cap as of 29 October, 2021

Peer Percentile	Return (%)					
	3 Months	6 Months	1 Year	3 Years	5 Years	10 Years
5th Percentile	22.34	5.64	60.97	4.82	7.51	9.29
25th Percentile	8.99	3.82	38.89	0.49	4.10	8.13
50th Percentile	8.33	★ 2.70	★ 34.46	-1.24	3.06	6.67
75th Percentile	7.77	1.56	30.73	-3.69	1.80	5.46
95th Percentile	★ 6.62	-0.79	26.97	-6.13	-0.23	4.65

Peer Percentile	Standard Deviation (%)					
	3 Months	6 Months	1 Year	3 Years	5 Years	10 Years
5th Percentile	9.48	10.74	15.28	18.92	16.12	14.97
25th Percentile	10.23	11.54	15.83	19.92	16.92	15.50
50th Percentile	10.91	11.89	16.32	21.10	17.42	15.99
75th Percentile	★ 11.39	★ 12.37	★ 17.64	22.47	18.55	16.41
95th Percentile	25.07	22.84	27.00	28.85	21.58	16.98



Fund information

Dividend policy :	Dividends shall be paid when the Fund has retained earnings and such dividend payment shall not result in the Fund incurring retained losses during the accounting period for which the dividends are paid out.		
Trustee :	The Siam Commercial Bank Public Co.,Ltd.		
Launch Date :	10 April, 2020		
Fund duration :	Indefinite		
Subscription :	Subscription Date	Not allowed from 1 Jul 2020 onwards	
	Minimum Initial Subscription	-	
	Minimum Subsequent Subscription	-	
Redemption :	Redemption Date	Every bank working day within 15:30 hrs.	
	Minimum Redemption	None	
	Minimum Holding Balance	None	
	Settlement Period	3 working days after the execution (T+3)	
	Investors can view daily NAV at www.krungsriasset.com		
Fund Manager :	Name	Responsibility	Effective date
	Mr.Kavin Riensavapak	Equity Fund Manager	30 October, 2020
	Mr.Thalit Choktippattana	Equity Fund Manager	1 October, 2021
Portfolio Turnover Ratio	Past 12 months* turnover ratio is 10.61% (*or since launch for the fund launched within that period)		
Subscription or Redemption Supporting Agents :	Bank of Ayudhya PLC.(All branches) Tel.1572 Krungsri Asset Management or the appointed selling agents		
Enquiry for Prospectus/ Complaints :	Krungsri Asset Management Company Limited 1st-2nd Zone A, 12th, 18th Zone B Floor Ploenchit Tower 898 Ploenchit Road, Lumpini, Pathumwan, Bangkok 10330 Tel. 0 2657 5757 Fax. 02 657 5777 website : www.krungsriasset.com Email : krungsriasset.clientservice@krungsri.com		
Potential conflict of interest	Company shall refrain from any transactions pertaining conflict of interests and related party. Find more information at www.krungsriasset.com/th/Investment/RelatedPartyTransactions.html		
Other Information	Fund assets	1,595 Million Baht	
	Net Asset Value	12.1384 Baht/Unit	
	1 most recent dividends payments (Total dividends payments : 1 times, 0.3500 Baht) 25 May 21 0.35 Baht/Unit		

Disclaimer

- Investment in Mutual Fund is not a form of saving and not protected by Deposit Protection Agency. Therefore, investment in Mutual Fund involves risk including possible loss of the principal amount invested.
- The fund is approved by The office of the SEC.
- The draft prospectus for KFS100SSFX does not indicate that The office of the SEC has certified the accuracy of the information contained in the prospectus nor guaranteed the price or return on investment for such fund. The Management Company has reviewed the information in this summary prospectus as at 29 October, 2021 with professional care as the party responsible for the management of the fund and certifies that the above information is correct, true and not misleading.
- Units in the Fund are divided into three classes – super savings fund extra, super savings fund and accumulation class. Unitholders may switch the type of units in the Fund under the terms and conditions specified by the Management Company. The Management Company will make a separate calculation of asset value of each class of units. Different classes of units may have the same or different net asset value per unit.
- Classification of units shall not affect the responsibility of the Fund to a third party since responsibility of the Fund for each type of units is separated. All assets of the Fund remain under equal responsibility to a third party.
- In case of investment in units of a mutual fund under the management of the company (cross-investment fund), the Management Company shall not double charge a management fee to an Invested fund. For example, if an Investing fund has 1,000 million Baht in NAV and invests its 100 million Baht in an Invested fund, the Management Company will charge a management fee on (1) the 900 million Baht investment at the rate specified by an Investing fund; and (2) the 100 million Baht at the rate specified by an Invested fund.
- Ratings : © Morningstar., Inc. All rights reserved. The information contained herein 1) is proprietary to Morningstar, 2) is not warranted to be accurate, complete or timely. Morningstar is not responsible for any damages or losses arising from any use of this information.

Disclaimer of Peer Group Fund Performance

1. Past performance does not guarantee future results.
2. More details information about fund performance can be obtained via AIMC website www.aimc.or.th
3. Peer group comparison can be obtained at point of sale. It is used to measure the performance of mutual funds under the same category by percentiles which divide the set of data into 100 equal parts and rank from lowest to highest.
 - 5th Percentile (Top 5% performance)
 - 25th Percentile (Top 25% performance)
 - 50th Percentile (Median performance)
 - 75th Percentile (Bottom 25% performance)
 - 95th Percentile (Bottom 5% performance)

Detailed Explanation of Disclosures in the Prospectus

The information disclosed below is a summary of risk dimensions.

	Topic	Disclosure																																																
1	Market Risk	<p>Market risk is the risk relating to fluctuation in value of securities, the loss of which is due to the factors that affect an entire market or asset class. Market risk has different effect on different type of funds as follows:</p> <table border="1" data-bbox="416 371 1536 510"> <tr> <td colspan="8">Equity Fund – The market risk is assessed based on the annual standard deviation (SD) of the fund performance.</td> </tr> <tr> <td></td> <td colspan="6">Low</td> <td>High</td> </tr> <tr> <td>SD</td> <td>< 5%</td> <td>5-10%</td> <td>10-15%</td> <td>15-25%</td> <td>> 25%</td> <td></td> <td></td> </tr> </table> <p>Equity Fund is generally exposed to the market risk when the value of the securities in which the fund deviates (increase or decrease) as a result of external factors such as economic conditions, investment climate, political factors in the issuer’s country or other country. The market risk in equity fund is expressed in terms of standard deviation (SD) – the higher the SD, the higher the market risk (due to changes in securities prices).</p> <p>The market risk of domestic equities can be determined from the type of stocks in which the fund invests.</p> <table border="1" data-bbox="416 808 1536 1014"> <tr> <td colspan="8">Domestic equities – The market risk can be determined from the type of stocks in which the fund invests (approximately 80% of NAV).</td> </tr> <tr> <td></td> <td colspan="6">Low</td> <td>High</td> </tr> <tr> <td>Type of stocks</td> <td>General</td> <td>Large Cap</td> <td>Mid/small</td> <td>Sector</td> <td></td> <td></td> <td></td> </tr> </table>	Equity Fund – The market risk is assessed based on the annual standard deviation (SD) of the fund performance.									Low						High	SD	< 5%	5-10%	10-15%	15-25%	> 25%			Domestic equities – The market risk can be determined from the type of stocks in which the fund invests (approximately 80% of NAV).									Low						High	Type of stocks	General	Large Cap	Mid/small	Sector			
Equity Fund – The market risk is assessed based on the annual standard deviation (SD) of the fund performance.																																																		
	Low						High																																											
SD	< 5%	5-10%	10-15%	15-25%	> 25%																																													
Domestic equities – The market risk can be determined from the type of stocks in which the fund invests (approximately 80% of NAV).																																																		
	Low						High																																											
Type of stocks	General	Large Cap	Mid/small	Sector																																														
2	High Concentration Risk - High Issuer Concentration Risk - High Sector Concentration risk - High Country Concentration risk	<table border="1" data-bbox="416 1081 1536 1167"> <tr> <td></td> <td colspan="3">Low Risk</td> <td colspan="2">High Risk</td> </tr> <tr> <td>Issuer concentration risk</td> <td>≤ 10%</td> <td>10-20%</td> <td>20-50%</td> <td>50-80%</td> <td>> 80%</td> </tr> </table> <p>This risk comes from investing more than 10% of the fund’s NAV in one issuer, party, or other person who has obligations under the instruments or the contracts. Concentration risk does not include investment in the following assets: Thai government bonds; Investment-grade foreign government bonds; and Investment-grade deposits or cash-equivalent instruments of a depository or an issuer.</p> <table border="1" data-bbox="416 1559 1536 1644"> <tr> <td></td> <td colspan="3">Low Risk</td> <td colspan="2">High Risk</td> </tr> <tr> <td>Sector concentration risk</td> <td>≤ 20%</td> <td>20-50%</td> <td>50-80%</td> <td>> 80%</td> <td></td> </tr> </table> <p>Remark: This fund has concentration investment in...</p> <p>This risk comes from the Fund investing in a single or further sector more than 20% of the total NAV. In the criteria which’s not include investment in Thai or foreign government bonds or cash-equivalents of a depository.</p> <table border="1" data-bbox="416 1839 1536 1924"> <tr> <td></td> <td colspan="3">Low Risk</td> <td colspan="2">High Risk</td> </tr> <tr> <td>Country concentration risk</td> <td>≤ 20%</td> <td>20-50%</td> <td>50-80%</td> <td>> 80%</td> <td></td> </tr> </table> <p>Remark: This fund has concentration investment in...</p> <p>This risk comes from the Fund investing in a single or further country more than 20% of the total NAV.</p>		Low Risk			High Risk		Issuer concentration risk	≤ 10%	10-20%	20-50%	50-80%	> 80%		Low Risk			High Risk		Sector concentration risk	≤ 20%	20-50%	50-80%	> 80%			Low Risk			High Risk		Country concentration risk	≤ 20%	20-50%	50-80%	> 80%													
	Low Risk			High Risk																																														
Issuer concentration risk	≤ 10%	10-20%	20-50%	50-80%	> 80%																																													
	Low Risk			High Risk																																														
Sector concentration risk	≤ 20%	20-50%	50-80%	> 80%																																														
	Low Risk			High Risk																																														
Country concentration risk	≤ 20%	20-50%	50-80%	> 80%																																														

	Topic	Disclosure
3	Maximum Drawdown	<p>Maximum drawdown means an accumulated loss as a result of the investment in the past five years from the reporting date (or since inception if the fund has been established for less than five years). It is calculated as follows:</p> $\text{Drawdown}_{(t)} = \frac{\text{Unit value}_{(t)} - \text{Highest unit value}^*}{\text{Highest unit value}^*}$ $\text{Maximum Drawdown} = \min (\text{Drawdown}(t))$ <p>Remark: * Highest unit value means the highest value of unit in the preceding period up to the calculation date (t).</p>
4	Standard Deviation	<p>Standard Deviation (SD) of Fund measures the volatility the fund's returns, using the calculation as prescribed by Association of Investment Management Companies re: Standard for Measurement and Presentation of Performance of the Mutual Funds. SD expresses the historical performance in annual percentage for the five years preceding the reporting date.</p>
5	Tracking Error	<p>Tracking Error (TE) is the difference between a mutual fund portfolio's returns and the benchmark index it was designed to copy. This indicates how well the mutual fund is performing against the benchmark index and shows how much the mutual fund deviates from the benchmark index. For example, if the mutual has a low TE, this means the fund has slightly deviated from the benchmark index and therefore the fund is efficient in copying the benchmark index. On the other hand, if the mutual has a high TE, this means the fund has substantially deviated from the benchmark index and therefore it is unlikely that the fund will achieve return at similar rate to the benchmark index.</p> <p>TE is used for tracking error of passive funds/ index tracking such as index fund or ETF.</p>
6	Portfolio Turnover Ratio	<p>Portfolio Turnover Ratio (PTR) is the percentage of a mutual fund or other investment's holdings that have been replaced in a given year which can better reflect the investment strategies employed by the fund manager. It is calculated by taking either the total amount of new securities purchased or the amount of securities sold - whichever is less - over the past 12-month period, divided by the total net asset value (NAV) of the fund of the same period.</p> $\text{PTR} = \frac{\text{Min (Subscription, Redemption)}}{\text{Average NAV}}$