

Prospectus - Executive Summary



krungsri
Asset Management

A member of  MUFG, a global financial group

Krungsri Asset Management Co., Ltd.
which is certified by CAC

Krungsri SET50 LTF-A
[KFLTF50-A]

(Accumulation class) Investment in LTF from 1
Jan 2020 onwards shall not be entitled to tax
benefits
Equity fund/ Index fund/ Long term equity fund

Fund investing onshore, no
foreign investment related risks



What are you investing in?



Who is the fund suitable for?



What are the key risks of the Fund?



Asset allocation



Fees



Fund performance



Fund information

Investment in mutual funds **is not** a money deposit.

Subscription and/or Switching-in from Non-LTF funds are not allowed from 2 Jan 2020 onwards



What are you investing in?

- **Investment Policy**

Accumulation class:

- Minimum 75% of its NAV in average in each fiscal year are invested in domestic equities in order to track investment return of SET50 index as closely as practicable.
- The remaining fund assets are invested in debt instruments of government sector, financial institutions, private companies or bank deposits.

- **Management Style**

This fund seeks to track investment returns of SET50 index (passive management)



Who is the fund suitable for?

- Investors who can accept fluctuation of prices of fixed income instruments and stocks, which may increase or decrease to the level below the initial investment, resulting in a loss.
- Investors who prefer medium to long term investment in anticipation of better return in long term than investment in fixed income instruments.

This fund **is not suitable for:**

Investors who prefer fixed rate of return or preserve full amount of principal.



For further clarification on this investment policy and potential risks, what should you do?

- Read the full prospectus or seek advice from the management company or its appointed selling agents.

Unless you have full grasp in the nature of risks, it is advisable you should refrain from investment in this fund.

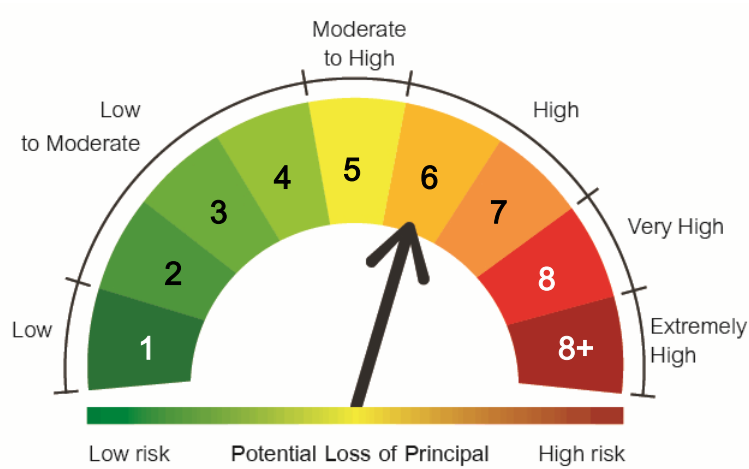


What are the key risks of the Fund?

• Important Risk Warnings

- This fund invests in equities that contain the market risks in association with economy, politics or society. Such market risks can affect business to the extent that change the market condition and consequently affect stock prices.
- In the case where there is a tendency that more than two-thirds of the total mutual fund units sold are to be redeemed, the Management Company may dissolve the fund at its discretion and may cancel the redemption orders it has already received or stop accepting such orders.

Risk Spectrum of the Fund



Key Risks


1. Market risk

	Low Risk					High Risk	
Standard Deviation (SD)	< 5%	5-10%	10 - 15%	15 - 25%	> 25%		
	Low Risk					High Risk	
Type of stocks	General	Large Cap	Mid/Small	Sector			

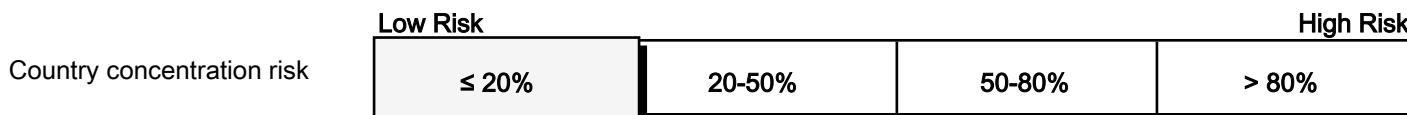
*Standard Deviation (SD) is calculated from the last 5 years (or since launch for the fund launched within that period)

2. High concentration risk

	Low Risk					High Risk	
Issuer concentration risk	≤ 10%	10-20%	20-50%	50-80%	> 80%		



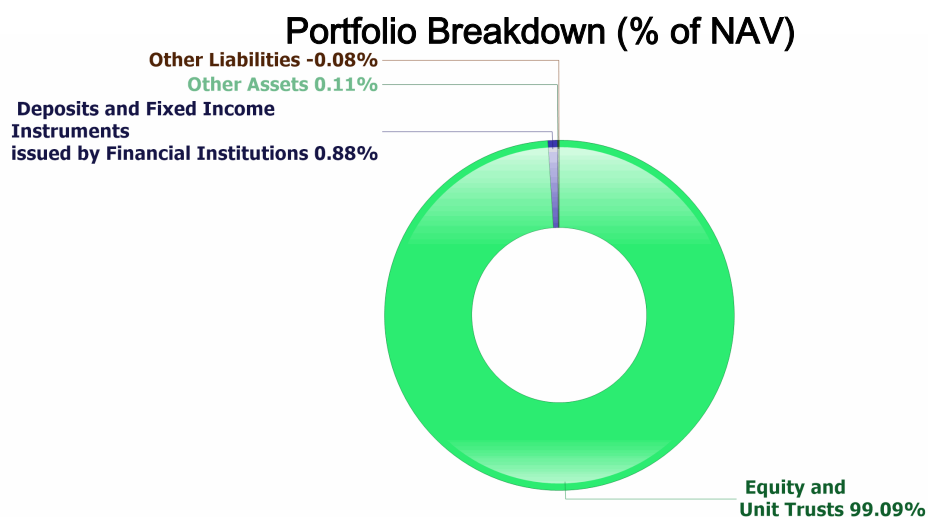
Remark: This fund has concentration investment in Energy and Utilities



Remark: This fund has no concentration investment in any countries more than 20% in their portfolio.



Asset allocation



Top Five Sectors (% of NAV)

Energy and Utilities	27.49
Banking	11.14
Commerce	10.40
Transportation & Logistics	9.81
Information & Communication Technology	8.04

Top Five Holdings (% of NAV)

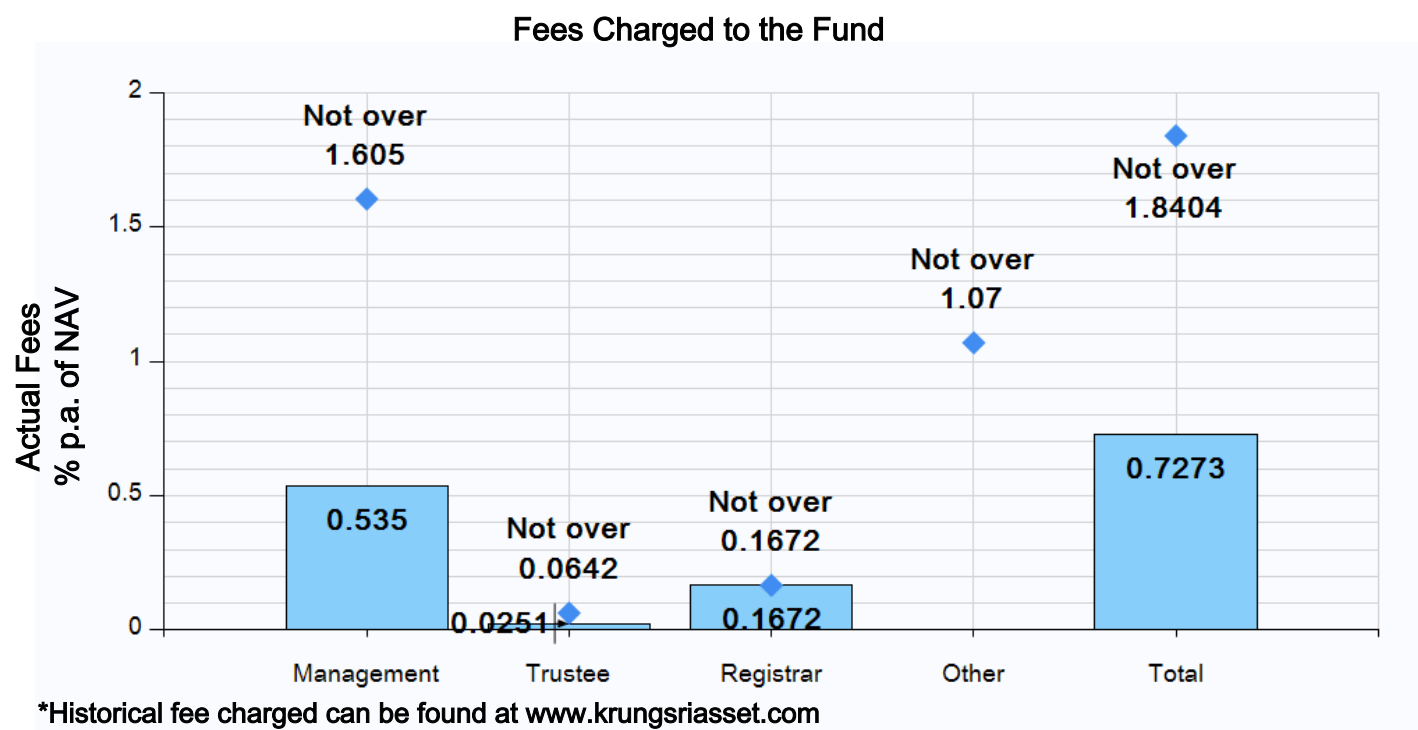
Name	Security Code	% of NAV
PTT Plc.	PTT	8.98
Airport of Thailand Plc.	AOT	7.65
CP ALL Plc.	CPALL	4.69
Advanced Info Service Plc.	ADVANC	4.42
Delta Electronics (Thailand) Plc.	DELTA	4.28



Fees

Fees affect the return on investment, investors should consider such fees before making an investment decision.

Fees Charged to the Fund (% p.a. of NAV)



Fees Charged to Unitholders (% of trading value)

Details	Maximum Charge	Actual Charge
Front-end fee	Not exceeding 1.50	0.50
Back-end fee	Not exceeding 1.50	Waived
Switching-in fee	Not exceeding 1.50	0.50
Switching-out fee	Not exceeding 1.50	Waived
Early Redemption and Switching-out fee	None	None
Unit transfer fee	10 Baht per 1,000 units or any fraction thereof	10 Baht per 1,000 units or any fraction thereof
Brokerage fee	None	None

Remark : All above mentioned fees are inclusive of Value Added Tax or Specific Business Tax or other taxes.

*The Management Company reserves the right to waive the switching fee in the case of switching among different classes of mutual fund units within this Fund, moreover there is under the terms and conditions specified by the management company.



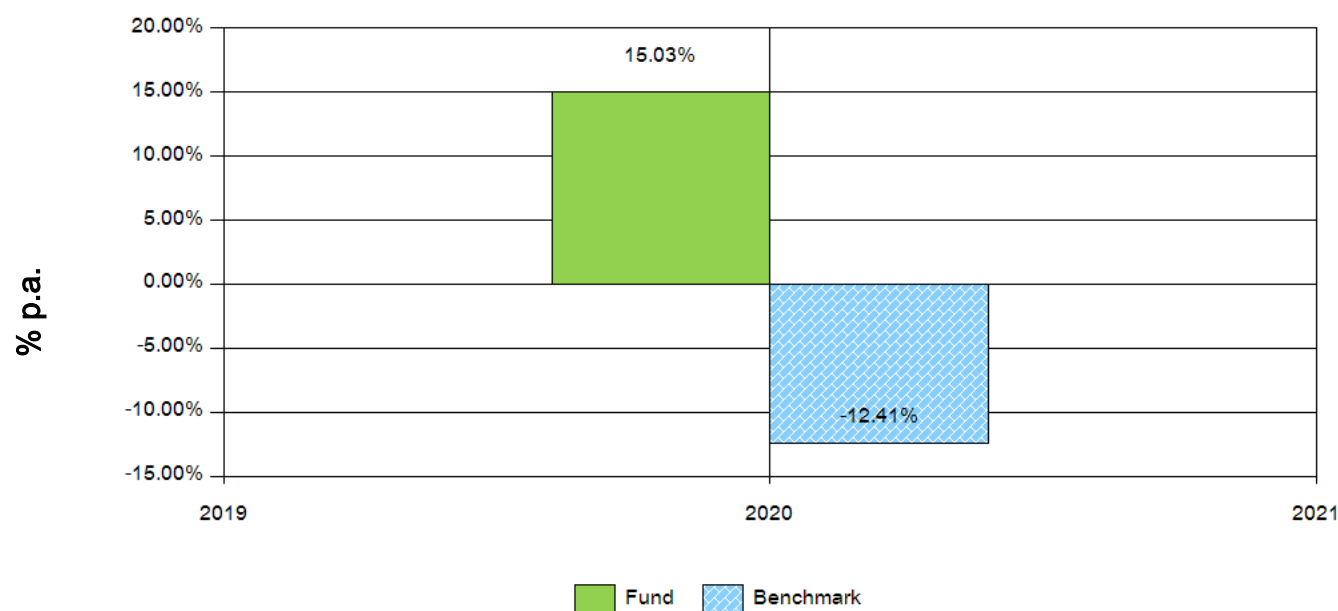
Fund performance

Past performance is not a guarantee of future performance

1. Benchmark

SET50 Total Return Index (SET50 TRI)

2. Calendar year performance



* For the year when the fund incepted, the calendar year performance is the cumulative return from an inception date to year end.

3. Maximum drawdown of the investment in the last five years :-8.53 %

(*Or since launch for the fund launched within that period)

4. Standard deviation of the fund performance : 18.13 % p.a.

(SD is calculated from the last 5 years or since launch for the fund launched within that period)

5. Tracking error : 0.75

6. Fund category based on peer group fund performance : SET 50 Index Fund

7.Fund performance (%)

Performance	YTD	3 Months		6 Months		1 Year		3 Years		5 Years		10 Years		Since Inception
		%	Peren tile	%	Peren tile	%	Peren tile	%	Peren tile	%	Peren tile	%	Peren tile	
KFLTF50-A	9.08	7.98	25th	2.74	95th	32.63	50th	N/A	N/A	N/A	N/A	N/A	N/A	23.47
Benchmark	9.89	8.12	5th	3.28	5th	34.23	5th	N/A	N/A	N/A	N/A	N/A	N/A	25.82
Standard Deviation of Fund	14.04	11.51	95th	12.44	95th	18.37	95th	N/A	N/A	N/A	N/A	N/A	N/A	18.13
Standard Deviation of Benchmark	14.09	11.51	95th	12.51	95th	18.32	95th	N/A	N/A	N/A	N/A	N/A	N/A	18.09

• All periods longer than one year are annualized.

Peer group fund performance : SET 50 Index Fund as of 29 October, 2021

Peer Percentile	Return (%)					
	3 Months	6 Months	1 Year	3 Years	5 Years	10 Years
5th Percentile	8.05	3.21	33.36	-1.68	3.55	6.64
25th Percentile	★ 7.94	2.98	32.95	-1.96	3.22	6.29
50th Percentile	7.90	2.90	★ 32.53	-2.11	3.03	6.12
75th Percentile	7.86	2.82	32.15	-2.24	2.76	5.61
95th Percentile	7.82	★ 2.74	31.16	-2.91	2.48	5.48

Peer Percentile	Standard Deviation (%)					
	3 Months	6 Months	1 Year	3 Years	5 Years	10 Years
5th Percentile	11.30	12.34	17.97	22.14	18.32	16.03
25th Percentile	11.33	12.37	18.11	22.27	18.49	16.07
50th Percentile	11.35	12.38	18.19	22.36	18.53	16.10
75th Percentile	11.36	12.40	18.22	22.38	18.57	16.21
95th Percentile	★ 11.40	★ 12.40	★ 18.33	22.45	18.60	16.23



Fund information

Dividend policy :	No dividend		
Trustee :	Citibank N.A.		
Launch Date :	1 October, 2020		
Fund duration :	Indefinite		
Subscription :	Subscription Date	Every bank working day within 15:30 hrs.	
	Minimum Initial Subscription	2,000 Baht	
	Minimum Subsequent Subscription	2,000 Baht	
Redemption :	Redemption Date	Every bank working day within 15:30 hrs.	
	Minimum Redemption	2,000 Baht or 200 units	
	Minimum Holding Balance	200 units	
	Settlement Period	3 working days after the execution (T+3)	
	Investors can view daily NAV at www.krungsriasset.com		
Fund Manager :	Name	Responsibility	Effective date
	Mr.Kavin Riensavapak	Equity Fund Manager	1 October, 2020
	Mr.Thalit Choktippattana	Equity Fund Manager	1 October, 2021
Portfolio Turnover Ratio	Past 12 months* turnover ratio is 15.07% (*or since launch for the fund launched within that period)		
Subscription or Redemption Supporting Agents :	Bank of Ayudhya PLC.(All branches) Tel.1572 Krungsri Asset Management or the appointed selling agents		
Enquiry for Prospectus/ Complaints :	Krungsri Asset Management Company Limited 1st-2nd Zone A, 12th, 18th Zone B Floor Ploenchit Tower 898 Ploenchit Road, Lumpini, Pathumwan, Bangkok 10330 Tel. 0 2657 5757 Fax. 02 657 5777 website : www.krungsriasset.com Email : krungsriasset.clientservice@krungsri.com		
Potential conflict of interest	Company shall refrain from any transactions pertaining conflict of interests and related party. Find more information at www.krungsriasset.com/th/Investment/RelatedPartyTransactions.html		
Other Information	Fund assets	8 Million Baht	
	Net Asset Value	34.6658 Baht/Unit	

Disclaimer

- Investment in Mutual Fund is not a form of saving and not protected by Deposit Protection Agency. Therefore, investment in Mutual Fund involves risk including possible loss of the principal amount invested.
- The fund is approved by The office of the SEC.
- The draft prospectus for KFLTF50-A does not indicate that The office of the SEC has certified the accuracy of the information contained in the prospectus nor guaranteed the price or return on investment for such fund. The Management Company has reviewed the information in this summary prospectus as at 29 October, 2021 with professional care as the party responsible for the management of the fund and certifies that the above information is correct, true and not misleading.
- Units in the Fund are divided into two classes – Long-Term Equity class and Accumulation class. Unitholders may switch the type of units in the Fund under the terms and conditions specified by the Management Company. The Management Company will make a separate calculation of asset value of each class of units. Different classes of units may have the same or different net asset value per unit.
- Classification of units shall not affect the responsibility of the Fund to a third party since responsibility of the Fund for each type of units is separated. All assets of the Fund remain under equal responsibility to a third party.
- Ratings : © Morningstar., Inc. All rights reserved. The information contained herein 1) is proprietary to Morningstar, 2) is not warranted to be accurate, complete or timely. Morningstar is not responsible for any damages or losses arising from any use of this information.

Disclaimer of Peer Group Fund Performance

1. Past performance does not guarantee future results.
2. More details information about fund performance can be obtained via AIMC website www.aimc.or.th
3. Peer group comparison can be obtained at point of sale. It is used to measure the performance of mutual funds under the same category by percentiles which divide the set of data into 100 equal parts and rank from lowest to highest.
 - 5th Percentile (Top 5% performance)
 - 25th Percentile (Top 25% performance)
 - 50th Percentile (Median performance)
 - 75th Percentile (Bottom 25% performance)
 - 95th Percentile (Bottom 5% performance)

Detailed Explanation of Disclosures in the Prospectus

The information disclosed below is a summary of risk dimensions.

	Topic	Disclosure																																																
1	Market Risk	<p>Market risk is the risk relating to fluctuation in value of securities, the loss of which is due to the factors that affect an entire market or asset class. Market risk has different effect on different type of funds as follows:</p> <table border="1" data-bbox="416 371 1536 510"> <tr> <td colspan="8">Equity Fund – The market risk is assessed based on the annual standard deviation (SD) of the fund performance.</td> </tr> <tr> <td></td> <td colspan="6">Low</td> <td>High</td> </tr> <tr> <td>SD</td> <td>< 5%</td> <td>5-10%</td> <td>10-15%</td> <td>15-25%</td> <td>> 25%</td> <td></td> <td></td> </tr> </table> <p>Equity Fund is generally exposed to the market risk when the value of the securities in which the fund deviates (increase or decrease) as a result of external factors such as economic conditions, investment climate, political factors in the issuer’s country or other country. The market risk in equity fund is expressed in terms of standard deviation (SD) – the higher the SD, the higher the market risk (due to changes in securities prices).</p> <p>The market risk of domestic equities can be determined from the type of stocks in which the fund invests.</p> <table border="1" data-bbox="416 808 1536 1014"> <tr> <td colspan="8">Domestic equities – The market risk can be determined from the type of stocks in which the fund invests (approximately 80% of NAV).</td> </tr> <tr> <td></td> <td colspan="6">Low</td> <td>High</td> </tr> <tr> <td>Type of stocks</td> <td>General</td> <td>Large Cap</td> <td>Mid/small</td> <td>Sector</td> <td></td> <td></td> <td></td> </tr> </table>	Equity Fund – The market risk is assessed based on the annual standard deviation (SD) of the fund performance.									Low						High	SD	< 5%	5-10%	10-15%	15-25%	> 25%			Domestic equities – The market risk can be determined from the type of stocks in which the fund invests (approximately 80% of NAV).									Low						High	Type of stocks	General	Large Cap	Mid/small	Sector			
Equity Fund – The market risk is assessed based on the annual standard deviation (SD) of the fund performance.																																																		
	Low						High																																											
SD	< 5%	5-10%	10-15%	15-25%	> 25%																																													
Domestic equities – The market risk can be determined from the type of stocks in which the fund invests (approximately 80% of NAV).																																																		
	Low						High																																											
Type of stocks	General	Large Cap	Mid/small	Sector																																														
2	High Concentration Risk - High Issuer Concentration Risk - High Sector Concentration risk - High Country Concentration risk	<table border="1" data-bbox="416 1081 1536 1167"> <tr> <td></td> <td colspan="3">Low Risk</td> <td colspan="2">High Risk</td> </tr> <tr> <td>Issuer concentration risk</td> <td>≤ 10%</td> <td>10-20%</td> <td>20-50%</td> <td>50-80%</td> <td>> 80%</td> </tr> </table> <p>This risk comes from investing more than 10% of the fund’s NAV in one issuer, party, or other person who has obligations under the instruments or the contracts. Concentration risk does not include investment in the following assets: Thai government bonds; Investment-grade foreign government bonds; and Investment-grade deposits or cash-equivalent instruments of a depository or an issuer.</p> <table border="1" data-bbox="416 1559 1536 1644"> <tr> <td></td> <td colspan="3">Low Risk</td> <td colspan="2">High Risk</td> </tr> <tr> <td>Sector concentration risk</td> <td>≤ 20%</td> <td>20-50%</td> <td>50-80%</td> <td>> 80%</td> <td></td> </tr> </table> <p>Remark: This fund has concentration investment in...</p> <p>This risk comes from the Fund investing in a single or further sector more than 20% of the total NAV. In the criteria which’s not include investment in Thai or foreign government bonds or cash-equivalents of a depository.</p> <table border="1" data-bbox="416 1839 1536 1924"> <tr> <td></td> <td colspan="3">Low Risk</td> <td colspan="2">High Risk</td> </tr> <tr> <td>Country concentration risk</td> <td>≤ 20%</td> <td>20-50%</td> <td>50-80%</td> <td>> 80%</td> <td></td> </tr> </table> <p>Remark: This fund has concentration investment in...</p> <p>This risk comes from the Fund investing in a single or further country more than 20% of the total NAV.</p>		Low Risk			High Risk		Issuer concentration risk	≤ 10%	10-20%	20-50%	50-80%	> 80%		Low Risk			High Risk		Sector concentration risk	≤ 20%	20-50%	50-80%	> 80%			Low Risk			High Risk		Country concentration risk	≤ 20%	20-50%	50-80%	> 80%													
	Low Risk			High Risk																																														
Issuer concentration risk	≤ 10%	10-20%	20-50%	50-80%	> 80%																																													
	Low Risk			High Risk																																														
Sector concentration risk	≤ 20%	20-50%	50-80%	> 80%																																														
	Low Risk			High Risk																																														
Country concentration risk	≤ 20%	20-50%	50-80%	> 80%																																														

	Topic	Disclosure
3	Maximum Drawdown	<p>Maximum drawdown means an accumulated loss as a result of the investment in the past five years from the reporting date (or since inception if the fund has been established for less than five years). It is calculated as follows:</p> $\text{Drawdown}_{(t)} = \frac{\text{Unit value}_{(t)} - \text{Highest unit value}^*}{\text{Highest unit value}^*}$ $\text{Maximum Drawdown} = \min (\text{Drawdown}(t))$ <p>Remark: * Highest unit value means the highest value of unit in the preceding period up to the calculation date (t).</p>
4	Standard Deviation	<p>Standard Deviation (SD) of Fund measures the volatility the fund's returns, using the calculation as prescribed by Association of Investment Management Companies re: Standard for Measurement and Presentation of Performance of the Mutual Funds. SD expresses the historical performance in annual percentage for the five years preceding the reporting date.</p>
5	Tracking Error	<p>Tracking Error (TE) is the difference between a mutual fund portfolio's returns and the benchmark index it was designed to copy. This indicates how well the mutual fund is performing against the benchmark index and shows how much the mutual fund deviates from the benchmark index. For example, if the mutual has a low TE, this means the fund has slightly deviated from the benchmark index and therefore the fund is efficient in copying the benchmark index. On the other hand, if the mutual has a high TE, this means the fund has substantially deviated from the benchmark index and therefore it is unlikely that the fund will achieve return at similar rate to the benchmark index.</p> <p>TE is used for tracking error of passive funds/ index tracking such as index fund or ETF.</p>
6	Portfolio Turnover Ratio	<p>Portfolio Turnover Ratio (PTR) is the percentage of a mutual fund or other investment's holdings that have been replaced in a given year which can better reflect the investment strategies employed by the fund manager. It is calculated by taking either the total amount of new securities purchased or the amount of securities sold - whichever is less - over the past 12-month period, divided by the total net asset value (NAV) of the fund of the same period.</p> $\text{PTR} = \frac{\text{Min (Subscription, Redemption)}}{\text{Average NAV}}$