

Prospectus - Executive Summary



krungsri
Asset Management

A member of  MUFG, a global financial group

Krungsri Asset Management Co., Ltd.
which is certified by CAC

Krungsri Active Fixed Income Fund-SSF [KFAFIXSSF]

Super Savings Fund Class/ Fixed Income Fund
Super Savings Fund: SSF/ Cross Investing Fund

Fund investing onshore and offshore with
foreign investment related risks



What are you investing in?



Who is the fund suitable for?



What are the key risks of the Fund?



Asset allocation



Fees



Fund performance



Fund information

Investment in mutual funds **is not** a money deposit.



What are you investing in?

- **Investment Policy**

- Invest both onshore and offshore in debt instruments and/or deposits or deposits equivalent issued, certified, avalized, or repayment guaranteed by the government, a state enterprise, a financial institution, and/or private entity, where such instruments are designated as investment grade in either the issue rating category or the issuer rating category. The fund may invest in non-investment grade debt securities or unrated securities.
- The fund may invest no more than 100% of fund assets in units of mutual funds under management of the Management Company in accordance with the criteria set by the SEC.

- **Management Style**

Aim for better returns over the fund's benchmark (Active Management)



Who is the fund suitable for?

- Investors who expect higher return than deposits and can accept possible lower return than investment in stocks.
- Investors who prefer daily subscription and/or redemption and accept to receive redemption proceeds on 2 working days after trade date.
- Investors who wish to enjoy tax privileges. In this respect, they must maintain the investment period in this Fund in accordance with the conditions stipulated by the Revenue Department in order to obtain tax privileges from investment in super savings funds rightfully.

This fund **is not suitable for:**

- Investors who prefer fixed rate of return or preserve full amount of principal.
- Investors who prefer to invest only in high quality, high liquidity and low price fluctuation of debt instruments. The investable assets and restrictions of money market fund is not applied to this fund.



For further clarification on this investment policy and potential risks, what should you do?

- **Read** the full prospectus or **seek** advice from the management company or its appointed selling agents.

Unless you have full grasp in the nature of risks, it is advisable you should refrain from investment in this fund.

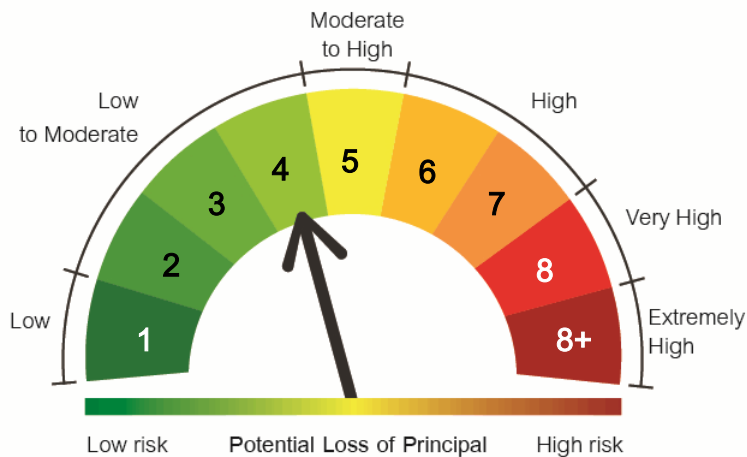


What are the key risks of the Fund?

• Important Risk Warnings

- The fund is not restricted by the requirement to invest only in low risk instruments like the money market funds. This means it may contain higher risks than money market fund.
- The fund may invest in illiquid debt instruments which may not able to be traded in timely manner or at appropriate prices.
- The fund may invest in non-investment grade or unrated debt securities, so investors may be exposed to risk which result in loss of investment return and principal.
- In the case where there is a tendency that more than two-thirds of the total mutual fund units sold are to be redeemed, the Management Company may dissolve the fund at its discretion and may cancel the redemption orders it has already received or stop accepting such orders.
- Investors are advised to study the information about tax privileges as specified in the Investment Manual for Super Savings Fund according to the Investment Notification.
- Investors may not pledge, sell, dispose of or use the units as collateral.

Risk Spectrum of the Fund



Key Risks

1. Credit risk of debt instrument issuers

	Low Risk		High Risk		
National credit rating	Gov.bond/AAA	AA, A	BBB	Below BBB	unrated
International credit rating	AAA	AA, A	BBB	Below BBB	unrated

Remark: Major credit ratings of the fund as highlighted in credit rating box(es) mean that this fund invested more than or equal to 20% of NAV in securities with those credit.

2. Market risk

	Low Risk				High Risk
Portfolio Duration as of 29 October, 2021 is 2.42	< 3 months	3 months - 1 year	1 - 3 years	3 - 5 years	> 5 years
	Low Risk				High Risk
Standard Deviation (SD)	< 5%	5-10%	10 - 15%	15 - 25%	> 25%

*Standard Deviation (SD) is calculated from the last 5 years (or since launch for the fund launched within that period)

3. Exchange rate risk

	Low Risk			High Risk
FX Hedging	Fully/Almost fully hedge	Partially	At discretion	No hedging

Remark: The fund will enter into a forward contract to hedge against the exchange rate risk at least of 90% of the foreign investment value.

4. High concentration risk

	Low Risk				High Risk
Issuer concentration risk	≤ 10%	10-20%	20-50%	50-80%	> 80%

	Low Risk			High Risk
Sector concentration risk	≤ 20%	20-50%	50-80%	> 80%

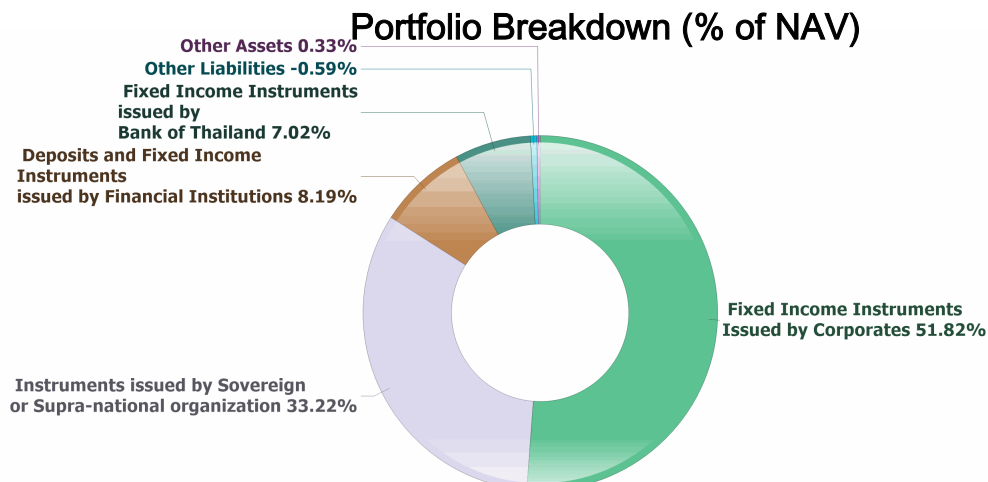
Remark: This fund has concentration investment in Finance & Securities

	Low Risk			High Risk
Country concentration risk	≤ 20%	20-50%	50-80%	> 80%

Remark: This fund has no concentration investment in any countries more than 20% in their portfolio.



Asset allocation

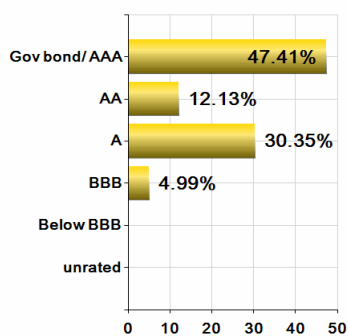


Top Five Holdings (% of NAV)

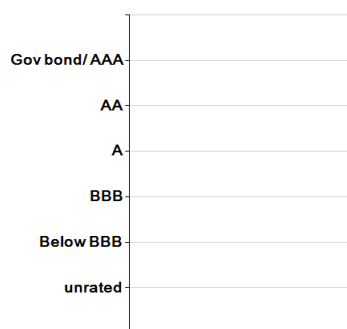
Name	Credit Rating	% of NAV
TLOAN64/1/3.67Y	-	14.18
TLOAN61/12/5.34Y	-	6.42
DEBENTURES OF GLOBAL POWER SYNERGY PUBLIC COMPANY LIMITED NO. 1/2562 TRANCHE 4	AA+	4.69
TB64/(DM)20/183D	-	4.08
Fixed Deposit Bank of China (Macau Branch)	A	3.65

Credit Rating Breakdown

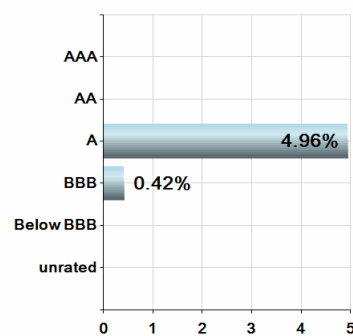
Domestic
Fixed Income Instruments



International Fixed Income
Instruments
National Rating



International Fixed Income
Instruments
International Rating

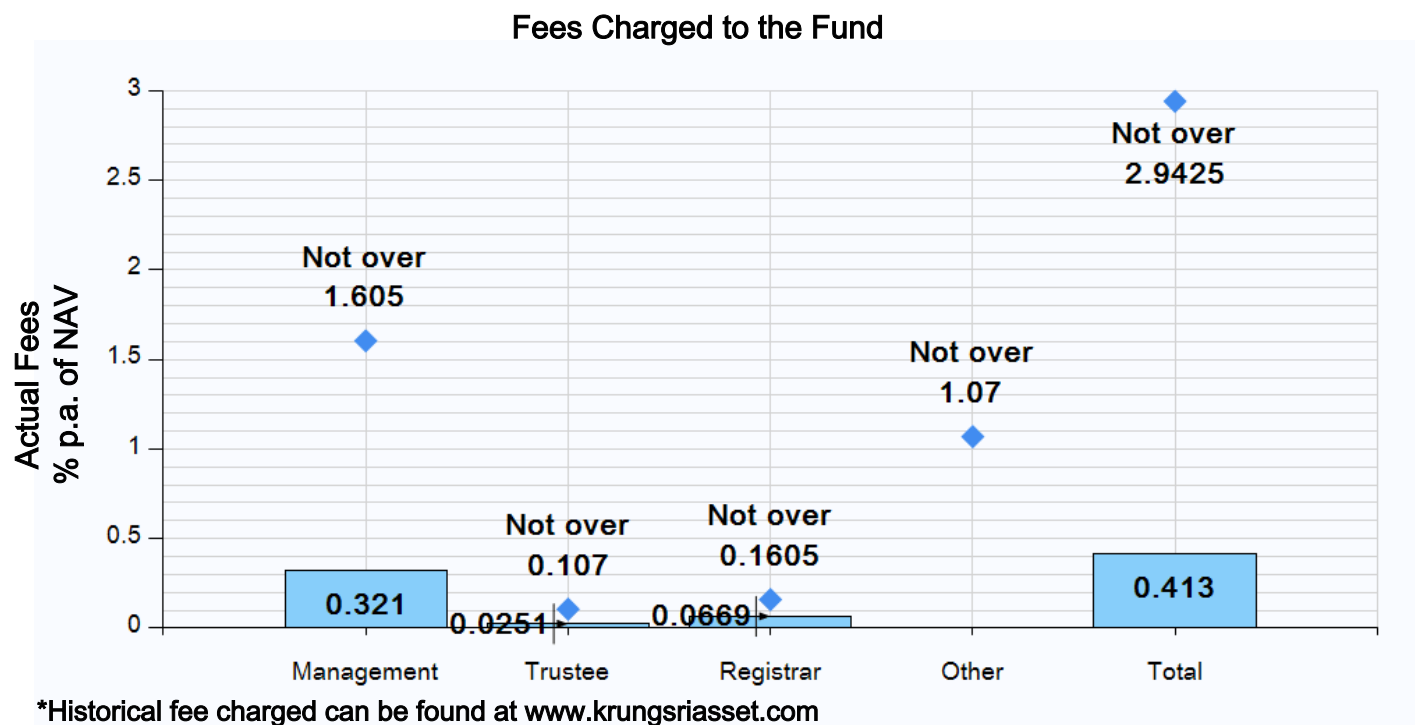




Fees

Fees affect the return on investment, investors should consider such fees before making an investment decision.

Fees Charged to the Fund (% p.a. of NAV)



Fees Charged to Unitholders (% of trading value)

Details	Maximum Charge	Actual Charge
Front-end fee	None	None
Back-end fee	None	None
Switching-in fee	None	None
Switching-out fee	None	None
Early Redemption and Switching-out fee	0.50	0.50 If holding period less than 3 years
Unit transfer fee	None	None
Brokerage fee	None	None

Remark : All above mentioned fees are inclusive of Value Added Tax or Specific Business Tax or other taxes.

- The Management Company will not charge exit fee between Super Savings Fund under the Management Company and/or between other asset management company.
- The Management Company reserves the right to waive the switching fee in the case of switching among different classes of mutual fund units within this Fund.



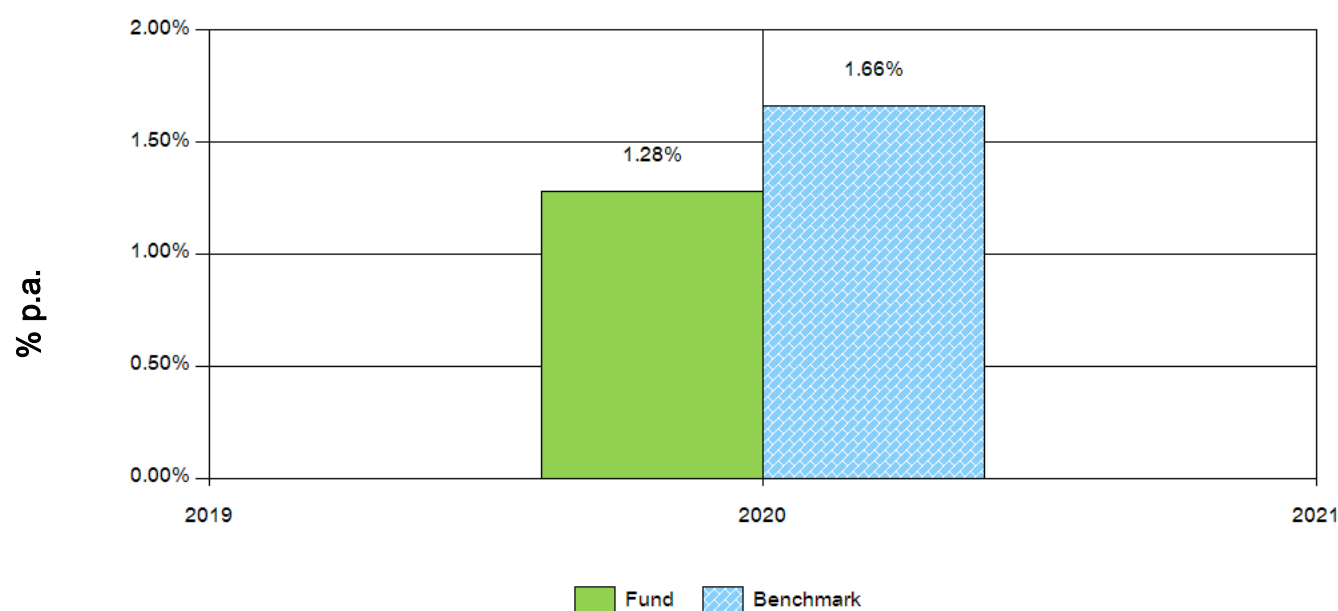
Fund performance

Past performance is not a guarantee of future performance

1. Benchmark

1. Net Total Return of ThaiBMA Government Bond Index with a tenor of 10 years or less: 50.00%
 2. Net Total Return of 1-3 year ThaiBMA Corporate Bond Index (MTM) with BBB+ and above issuer rating: 30.00%
 3. Average interest rate for one-year fixed deposits with the amount less than 5 million Baht of 3 major banks, namely, Bangkok Bank, Kasikorn Bank and Siam Commercial Bank; after tax: 10.00%
 4. Interest rate of Thai Baht deposits (THBFIX) for 6-month period: 10.00%
- *The new benchmark which reflect the taxation of investment in debt securities (Net TRN Index) is effective from 31 October 2019 onwards.

2. Calendar year performance



* For the year when the fund incepted, the calendar year performance is the cumulative return from an inception date to year end.

3. Maximum drawdown of the investment in the last five years :-1.02 %

(*Or since launch for the fund launched within that period)

4. Standard deviation of the fund performance : 0.89 % p.a.

(SD is calculated from the last 5 years or since launch for the fund lauched within that period)

5. Tracking error : N/A

6. Fund category based on peer group fund performance : Mid Term General Bond

7.Fund performance (%)

Performance	YTD	3 Months		6 Months		1 Year		3 Years		5 Years		10 Years		Since Inception
		%	Perce n tile	%	Perce n tile	%	Perce n tile	%	Perce n tile	%	Perce n tile	%	Perce n tile	
KFAFIXSSF	0.79	-0.33	75th	0.77	25th	1.68	25th	N/A	N/A	N/A	N/A	N/A	N/A	1.31
Benchmark	-0.11	-0.57	95th	0.37	50th	0.72	75th	N/A	N/A	N/A	N/A	N/A	N/A	1.08
Standard Deviation of Fund	0.86	0.71	95th	0.72	95th	0.82	95th	N/A	N/A	N/A	N/A	N/A	N/A	0.89
Standard Deviation of Benchmark	0.84	0.85	95th	0.79	95th	0.82	95th	N/A	N/A	N/A	N/A	N/A	N/A	0.85

• All periods longer than one year are annualized.

Peer group fund performance : Mid Term General Bond as of 29 October, 2021

Peer Percentile	Return (%)					
	3 Months	6 Months	1 Year	3 Years	5 Years	10 Years
5th Percentile	-0.04	0.83	2.05	2.38	2.22	2.72
25th Percentile	-0.19	★ 0.56	★ 1.52	2.04	1.79	2.42
50th Percentile	-0.29	0.33	1.19	1.82	1.63	2.28
75th Percentile	★ -0.40	0.13	0.67	1.40	1.31	2.02
95th Percentile	-0.74	-0.15	0.04	0.89	0.84	1.59

Peer Percentile	Standard Deviation (%)					
	3 Months	6 Months	1 Year	3 Years	5 Years	10 Years
5th Percentile	0.21	0.17	0.28	0.58	0.50	0.57
25th Percentile	0.34	0.31	0.43	0.73	0.62	0.64
50th Percentile	0.50	0.49	0.57	0.96	0.79	0.75
75th Percentile	0.65	0.56	0.65	1.09	0.94	0.86
95th Percentile	★ 1.25	★ 0.90	★ 0.94	1.23	1.01	1.54



Fund information

Dividend policy :	No dividend		
Trustee :	The Siam Commercial Bank Public Co.,Ltd.		
Launch Date :	1 April, 2020		
Fund duration :	Indefinite		
Subscription :	Subscription Date	Every bank working day within 15:30 hrs.	
	Minimum Initial Subscription	500 Baht	
	Minimum Subsequent Subscription	500 Baht	
Redemption :	Redemption Date	Every bank working day within 15:30 hrs.	
	Minimum Redemption	None	
	Minimum Holding Balance	None	
	Settlement Period	2 working day after the execution (T+2)	
	Investors can view daily NAV at www.krungsriasset.com		
Fund Manager :	Name	Responsibility	Effective date
	Mr.Tikamporn Wichaitammatorn	Fixed Income Fund Manager	1 April, 2020
	Ms.Porntipa Nungnamjai	Fixed Income Fund Manager	1 October, 2021
Portfolio Turnover Ratio	Past 12 months* turnover ratio is 66.53% (*or since launch for the fund launched within that period)		
Subscription or Redemption Supporting Agents :	Bank of Ayudhya PLC.(All branches) Tel.1572 Krungsri Asset Management or the appointed selling agents		
Enquiry for Prospectus/ Complaints :	Krungsri Asset Management Company Limited 1st-2nd Zone A, 12th, 18th Zone B Floor Ploenchit Tower 898 Ploenchit Road, Lumpini, Pathumwan, Bangkok 10330 Tel. 0 2657 5757 Fax. 02 657 5777 website : www.krungsriasset.com Email : krungsriasset.clientservice@krungsri.com		
Potential conflict of interest	Company shall refrain from any transactions pertaining conflict of interests and related party. Find more information at www.krungsriasset.com/th/Investment/RelatedPartyTransactions.html		
Other Information	Fund assets	191 Million Baht	
	Net Asset Value	11.1773 Baht/Unit	

Disclaimer

- Investment in Mutual Fund is not a form of saving and not protected by Deposit Protection Agency. Therefore, investment in Mutual Fund involves risk including possible loss of the principal amount invested.
- The fund is approved by The office of the SEC.
- The draft prospectus for KFAFIXSSF does not indicate that The office of the SEC has certified the accuracy of the information contained in the prospectus nor guaranteed the price or return on investment for such fund. The Management Company has reviewed the information in this summary prospectus as at 29 October, 2021 with professional care as the party responsible for the management of the fund and certifies that the above information is correct, true and not misleading.
- In case of investment in units of a mutual fund under the management of the company (cross-investment fund), the Management Company shall not double charge a management fee to an Invested fund. For example, if an Investing fund has 1,000 million Baht in NAV and invests its 100 million Baht in an Invested fund, the Management Company will charge a management fee on (1) the 900 million Baht investment at the rate specified by an Investing fund; and (2) the 100 million Baht at the rate specified by an Invested fund.
- In case of investment in units of a mutual fund under the management of the company (cross-investment fund), the Management Company shall not double charge a front-end fee and/or back-end fee to an Invested fund. For example, if an Investing fund has 1,000 million Baht in NAV and invests its 100 million Baht in an Invested fund, the Management Company will charge a front-end fee and/or back-end fee on the 1,000 million Baht only at the rate specified by an Investing fund and charge no front-end fee and/or back-end fee to an Invested fund.
- Investors can purchase unit linked insurance from this fund through the specified insurer. Purchase of unit-linked fund may be subject to certain restrictions and practice. Investors should study the policy details of the unit linked fund prior to making an investment decision. Investor shall receive the proceeds from the insurance company within 5 business days after the valued date of NAV and the payment shall be subject to practice of Unit Linked Insurance.
- Units in the Fund are divided into three classes – accumulation class, super savings fund class and collective class. Unitholders may switch the type of units in the Fund under the terms and conditions specified by the Management Company. The Management Company will make a separate calculation of asset value of each class of units. Different classes of units may have the same or different net asset value per unit.
- Classification of units shall not affect the responsibility of the Fund to a third party since responsibility of the Fund for each type of units is separated. All assets of the Fund remain under equal responsibility to a third party.
- Ratings : © Morningstar., Inc. All rights reserved. The information contained herein 1) is proprietary to Morningstar, 2) is not warranted to be accurate, complete or timely. Morningstar is not responsible for any damages or losses arising from any use of this information.

Disclaimer of Peer Group Fund Performance

1. Past performance does not guarantee future results.
2. More details information about fund performance can be obtained via AIMC website www.aimc.or.th
3. Peer group comparison can be obtained at point of sale. It is used to measure the performance of mutual funds under the same category by percentiles which divide the set of data into 100 equal parts and rank from lowest to highest.
 - 5th Percentile (Top 5% performance)
 - 25th Percentile (Top 25% performance)
 - 50th Percentile (Median performance)
 - 75th Percentile (Bottom 25% performance)
 - 95th Percentile (Bottom 5% performance)
4. Fund returns are annualized for periods longer than one year.

Detailed Explanation of Disclosures in the Prospectus

The information disclosed below is a summary of risk dimensions.

Topic	Disclosure																																																																
1	<p data-bbox="413 271 1544 405">Credit Risk is expressed in terms of credit rating which indicates the likelihood of counterparty's meeting its obligations, and assessed using the historical performance, and financial position of the issuer. Long-term bonds may be assigned one of the following credit ratings.</p> <table border="1" data-bbox="413 439 1544 846"> <thead> <tr> <th data-bbox="413 439 603 506">Grade</th> <th data-bbox="603 439 711 506">TRIS</th> <th data-bbox="711 439 855 506">Fitch</th> <th data-bbox="855 439 963 506">Moody's</th> <th data-bbox="963 439 1072 506">S&P</th> <th data-bbox="1072 439 1544 506">Explanation</th> </tr> </thead> <tbody> <tr> <td data-bbox="413 506 603 745" rowspan="4">Investment Grade</td> <td data-bbox="603 506 711 573">AAA</td> <td data-bbox="711 506 855 573">AAA(th)</td> <td data-bbox="855 506 963 573">Aaa</td> <td data-bbox="963 506 1072 573">AAA</td> <td data-bbox="1072 506 1544 573">Highest rating with <u>lowest risk</u> of the issuer's default</td> </tr> <tr> <td data-bbox="603 573 711 640">AA</td> <td data-bbox="711 573 855 640">AA(th)</td> <td data-bbox="855 573 963 640">Aa</td> <td data-bbox="963 573 1072 640">AA</td> <td data-bbox="1072 573 1544 640">Second highest rating with <u>very low risk</u> of the issuer's default</td> </tr> <tr> <td data-bbox="603 640 711 707">A</td> <td data-bbox="711 640 855 707">A(th)</td> <td data-bbox="855 640 963 707">A</td> <td data-bbox="963 640 1072 707">A</td> <td data-bbox="1072 640 1544 707"><u>Low risk</u> of the issuer's default</td> </tr> <tr> <td data-bbox="603 707 711 775">BBB</td> <td data-bbox="711 707 855 775">BBB(th)</td> <td data-bbox="855 707 963 775">Baa</td> <td data-bbox="963 707 1072 775">BBB</td> <td data-bbox="1072 707 1544 775"><u>Moderate risk</u> of the issuer's default</td> </tr> <tr> <td data-bbox="413 775 603 846">Below Investment Grade</td> <td data-bbox="603 775 711 846">Below BBB</td> <td data-bbox="711 775 855 846">Below BBB(th)</td> <td data-bbox="855 775 963 846">Below Baa</td> <td data-bbox="963 775 1072 846">Below BBB</td> <td data-bbox="1072 775 1544 846"><u>High risk</u> of the issuer's default</td> </tr> </tbody> </table> <p data-bbox="413 887 1544 949">Major credit ratings of the fund as highlighted in credit rating box(es) mean that this fund invested more than or equal to 20% of NAV in securities with those credit.</p>	Grade	TRIS	Fitch	Moody's	S&P	Explanation	Investment Grade	AAA	AAA(th)	Aaa	AAA	Highest rating with <u>lowest risk</u> of the issuer's default	AA	AA(th)	Aa	AA	Second highest rating with <u>very low risk</u> of the issuer's default	A	A(th)	A	A	<u>Low risk</u> of the issuer's default	BBB	BBB(th)	Baa	BBB	<u>Moderate risk</u> of the issuer's default	Below Investment Grade	Below BBB	Below BBB(th)	Below Baa	Below BBB	<u>High risk</u> of the issuer's default																															
Grade	TRIS	Fitch	Moody's	S&P	Explanation																																																												
Investment Grade	AAA	AAA(th)	Aaa	AAA	Highest rating with <u>lowest risk</u> of the issuer's default																																																												
	AA	AA(th)	Aa	AA	Second highest rating with <u>very low risk</u> of the issuer's default																																																												
	A	A(th)	A	A	<u>Low risk</u> of the issuer's default																																																												
	BBB	BBB(th)	Baa	BBB	<u>Moderate risk</u> of the issuer's default																																																												
Below Investment Grade	Below BBB	Below BBB(th)	Below Baa	Below BBB	<u>High risk</u> of the issuer's default																																																												
2	<p data-bbox="413 987 1544 1084">Market risk is the risk relating to fluctuation in value of securities, the loss of which is due to the factors that affect an entire market or asset class. Market risk has different effect on different type of funds as follows:</p> <table border="1" data-bbox="413 1122 1544 1301"> <thead> <tr> <th colspan="8" data-bbox="413 1122 1544 1155">Fixed-income fund – The market risk is assessed based on the portfolio duration.</th> </tr> <tr> <th data-bbox="413 1155 555 1200"></th> <th data-bbox="555 1155 639 1200">Low</th> <th colspan="5" data-bbox="639 1155 1394 1200"></th> <th data-bbox="1394 1155 1544 1200">High</th> </tr> <tr> <th data-bbox="413 1200 555 1301">Average portfolio duration</th> <td data-bbox="555 1200 639 1301"></td> <td data-bbox="639 1200 783 1301">< 3 months</td> <td data-bbox="783 1200 927 1301">3 months – 1 year</td> <td data-bbox="927 1200 1070 1301">1-3 years</td> <td data-bbox="1070 1200 1214 1301">3-5 years</td> <td data-bbox="1214 1200 1358 1301">> 5 years</td> <td data-bbox="1358 1200 1544 1301"></td> </tr> </thead> <tbody> <tr> <td colspan="8" data-bbox="413 1335 1544 1603"> <p data-bbox="461 1335 1544 1603">(1) Fixed-income fund is generally exposed to the market risk upon changes in interest rates which depend on external factors such as economic conditions, investment climate, and political factors in the issuer's country or other country. Fixed-income instrument prices and interest rates move in opposite directions. For example, if the interest rate in the money market is likely to increase, prices of newly issued instruments will be high and therefore instruments that have been issued previously will be traded at lower prices. Mutual funds of long portfolio duration have higher chance of experiencing market risk than mutual funds of shorter portfolio duration.</p> </td> </tr> <tr> <th colspan="8" data-bbox="413 1637 1544 1704">Mutual Fund – The market risk is assessed based on the annual standard deviation (SD) of the fund performance.</th> </tr> <tr> <th data-bbox="413 1704 555 1749"></th> <th data-bbox="555 1704 639 1749">Low</th> <th colspan="5" data-bbox="639 1704 1394 1749"></th> <th data-bbox="1394 1704 1544 1749">High</th> </tr> <tr> <th data-bbox="413 1749 555 1783">SD</th> <td data-bbox="555 1749 639 1783"></td> <td data-bbox="639 1749 783 1783">< 5%</td> <td data-bbox="783 1749 927 1783">5-10%</td> <td data-bbox="927 1749 1070 1783">10-15%</td> <td data-bbox="1070 1749 1214 1783">15-25%</td> <td data-bbox="1214 1749 1358 1783">> 25%</td> <td data-bbox="1358 1749 1544 1783"></td> </tr> <tr> <td colspan="8" data-bbox="413 1805 1544 1984"> <p data-bbox="461 1805 1544 1984">(2) Mutual Fund is generally exposed to the market risk when the value of the securities in which the fund deviates (increase or decrease) as a result of external factors such as economic conditions, investment climate, political factors in the issuer's country or other country. The market risk is expressed in terms of standard deviation (SD) – the higher the SD, the higher the market risk (due to changes in securities prices).</p> </td> </tr> </tbody> </table>	Fixed-income fund – The market risk is assessed based on the portfolio duration.									Low						High	Average portfolio duration		< 3 months	3 months – 1 year	1-3 years	3-5 years	> 5 years		<p data-bbox="461 1335 1544 1603">(1) Fixed-income fund is generally exposed to the market risk upon changes in interest rates which depend on external factors such as economic conditions, investment climate, and political factors in the issuer's country or other country. Fixed-income instrument prices and interest rates move in opposite directions. For example, if the interest rate in the money market is likely to increase, prices of newly issued instruments will be high and therefore instruments that have been issued previously will be traded at lower prices. Mutual funds of long portfolio duration have higher chance of experiencing market risk than mutual funds of shorter portfolio duration.</p>								Mutual Fund – The market risk is assessed based on the annual standard deviation (SD) of the fund performance.									Low						High	SD		< 5%	5-10%	10-15%	15-25%	> 25%		<p data-bbox="461 1805 1544 1984">(2) Mutual Fund is generally exposed to the market risk when the value of the securities in which the fund deviates (increase or decrease) as a result of external factors such as economic conditions, investment climate, political factors in the issuer's country or other country. The market risk is expressed in terms of standard deviation (SD) – the higher the SD, the higher the market risk (due to changes in securities prices).</p>							
Fixed-income fund – The market risk is assessed based on the portfolio duration.																																																																	
	Low						High																																																										
Average portfolio duration		< 3 months	3 months – 1 year	1-3 years	3-5 years	> 5 years																																																											
<p data-bbox="461 1335 1544 1603">(1) Fixed-income fund is generally exposed to the market risk upon changes in interest rates which depend on external factors such as economic conditions, investment climate, and political factors in the issuer's country or other country. Fixed-income instrument prices and interest rates move in opposite directions. For example, if the interest rate in the money market is likely to increase, prices of newly issued instruments will be high and therefore instruments that have been issued previously will be traded at lower prices. Mutual funds of long portfolio duration have higher chance of experiencing market risk than mutual funds of shorter portfolio duration.</p>																																																																	
Mutual Fund – The market risk is assessed based on the annual standard deviation (SD) of the fund performance.																																																																	
	Low						High																																																										
SD		< 5%	5-10%	10-15%	15-25%	> 25%																																																											
<p data-bbox="461 1805 1544 1984">(2) Mutual Fund is generally exposed to the market risk when the value of the securities in which the fund deviates (increase or decrease) as a result of external factors such as economic conditions, investment climate, political factors in the issuer's country or other country. The market risk is expressed in terms of standard deviation (SD) – the higher the SD, the higher the market risk (due to changes in securities prices).</p>																																																																	

	Topic	Disclosure																																
3	Currency Risk	<p>Currency Risk is the possibility that changes in exchange rate will affect the value of investment units. For example, if a mutual fund invests in securities denominated in US Dollar during Thai Baht depreciation and the units are subsequently sold when Thai Baht appreciates, the mutual fund will receive lower return in Thai Baht. On the other hand, if the same fund invests in securities denominated in US Dollar during Thai Baht appreciation and the units are subsequently sold when Thai Baht depreciates, the mutual fund will receive higher return in Thai Baht. Therefore, currency hedging techniques as follows are key tools to manage such risk.</p> <table border="1" data-bbox="416 405 1535 506"> <tr> <td colspan="7">Currency risk is assessed based on the exchange rate hedging policy of the fund.</td> </tr> <tr> <td></td> <td>Low</td> <td></td> <td></td> <td></td> <td></td> <td>High</td> </tr> <tr> <td>FX hedging</td> <td></td> <td>Fully / Almost fully hedged</td> <td>Partially</td> <td>At discretion</td> <td>No hedging</td> <td></td> </tr> </table> <ul style="list-style-type: none"> • Fully / Almost fully hedged: Investors have no exposure to currency risk. • Partially-hedged with fixed ratio: Investors may be exposed to certain level of currency risk. • Hedging at discretion of the fund manager: Investors may be exposed to currency risk because it is the discretion of the fund manager whether to use a currency hedging technique. • No hedging: Investors are exposed to currency risk. 	Currency risk is assessed based on the exchange rate hedging policy of the fund.								Low					High	FX hedging		Fully / Almost fully hedged	Partially	At discretion	No hedging												
Currency risk is assessed based on the exchange rate hedging policy of the fund.																																		
	Low					High																												
FX hedging		Fully / Almost fully hedged	Partially	At discretion	No hedging																													
4	High Concentration Risk - High Issuer Concentration Risk - High Sector Concentration risk - High Country Concentration risk	<table border="1" data-bbox="715 981 1501 1064"> <tr> <td style="text-align: center;">Low Risk</td> <td></td> <td></td> <td></td> <td></td> <td style="text-align: center;">High Risk</td> </tr> <tr> <td style="text-align: center;">Issuer concentration risk</td> <td style="text-align: center;">≤ 10%</td> <td style="text-align: center;">10-20%</td> <td style="text-align: center;">20-50%</td> <td style="text-align: center;">50-80%</td> <td style="text-align: center;">> 80%</td> </tr> </table> <p>This risk comes from investing more than 10% of the fund’s NAV in one issuer, party, or other person who has obligations under the instruments or the contracts. Concentration risk does not include investment in the following assets: Thai government bonds; Investment-grade foreign government bonds; and Investment-grade deposits or cash-equivalent instruments of a depository or an issuer.</p> <table border="1" data-bbox="692 1464 1477 1547"> <tr> <td style="text-align: center;">Low Risk</td> <td></td> <td></td> <td></td> <td style="text-align: center;">High Risk</td> </tr> <tr> <td style="text-align: center;">Sector concentration risk</td> <td style="text-align: center;">≤ 20%</td> <td style="text-align: center;">20-50%</td> <td style="text-align: center;">50-80%</td> <td style="text-align: center;">> 80%</td> </tr> </table> <p>Remark: This fund has concentration investment in...</p> <p>This risk comes from the Fund investing in a single or further sector more than 20% of the total NAV. In the criteria which’s not include investment in Thai or foreign government bonds or cash-equivalents of a depository.</p> <table border="1" data-bbox="699 1749 1482 1832"> <tr> <td style="text-align: center;">Low Risk</td> <td></td> <td></td> <td></td> <td style="text-align: center;">High Risk</td> </tr> <tr> <td style="text-align: center;">Country concentration risk</td> <td style="text-align: center;">≤ 20%</td> <td style="text-align: center;">20-50%</td> <td style="text-align: center;">50-80%</td> <td style="text-align: center;">> 80%</td> </tr> </table> <p>Remark: This fund has concentration investment in...</p> <p>This risk comes from the Fund investing in a single or further country more than 20% of the total NAV.</p>	Low Risk					High Risk	Issuer concentration risk	≤ 10%	10-20%	20-50%	50-80%	> 80%	Low Risk				High Risk	Sector concentration risk	≤ 20%	20-50%	50-80%	> 80%	Low Risk				High Risk	Country concentration risk	≤ 20%	20-50%	50-80%	> 80%
Low Risk					High Risk																													
Issuer concentration risk	≤ 10%	10-20%	20-50%	50-80%	> 80%																													
Low Risk				High Risk																														
Sector concentration risk	≤ 20%	20-50%	50-80%	> 80%																														
Low Risk				High Risk																														
Country concentration risk	≤ 20%	20-50%	50-80%	> 80%																														
5	Maximum Drawdown	<p>Maximum drawdown means an accumulated loss as a result of the investment in the past five years from the reporting date (or since inception if the fund has been established for less than five years). It is calculated as follows:</p>																																

	Topic	Disclosure
		$\text{Drawdown}_{(t)} = \frac{\text{Unit value}_{(t)} - \text{Highest unit value}^*}{\text{Highest unit value}^*}$ $\text{Maximum Drawdown} = \min (\text{Drawdown}(t))$ <p>Remark: * Highest unit value means the highest value of unit in the preceding period up to the calculation date (t).</p>
6	Standard Deviation	<p>Standard Deviation (SD) of Fund measures the volatility the fund's returns, using the calculation as prescribed by Association of Investment Management Companies re: Standard for Measurement and Presentation of Performance of the Mutual Funds. SD expresses the historical performance in annual percentage for the five years preceding the reporting date.</p>
7	Tracking Error	<p>Tracking Error (TE) is the difference between a mutual fund portfolio's returns and the benchmark index it was designed to copy. This indicates how well the mutual fund is performing against the benchmark index and shows how much the mutual fund deviates from the benchmark index. For example, if the mutual has a low TE, this means the fund has slightly deviated from the benchmark index and therefore the fund is efficient in copying the benchmark index. On the other hand, if the mutual has a high TE, this means the fund has substantially deviated from the benchmark index and therefore it is unlikely that the fund will achieve return at similar rate to the benchmark index.</p> <p>TE is used for tracking error of passive funds/ index tracking such as index fund or ETF.</p>
8	Portfolio Turnover Ratio	<p>Portfolio Turnover Ratio (PTR) is the percentage of a mutual fund or other investment's holdings that have been replaced in a given year which can better reflect the investment strategies employed by the fund manager. It is calculated by taking either the total amount of new securities purchased or the amount of securities sold - whichever is less - over the past 12-month period, divided by the total net asset value (NAV) of the fund of the same period.</p> $\text{PTR} = \frac{\text{Min (Subscription, Redemption)}}{\text{Average NAV}}$